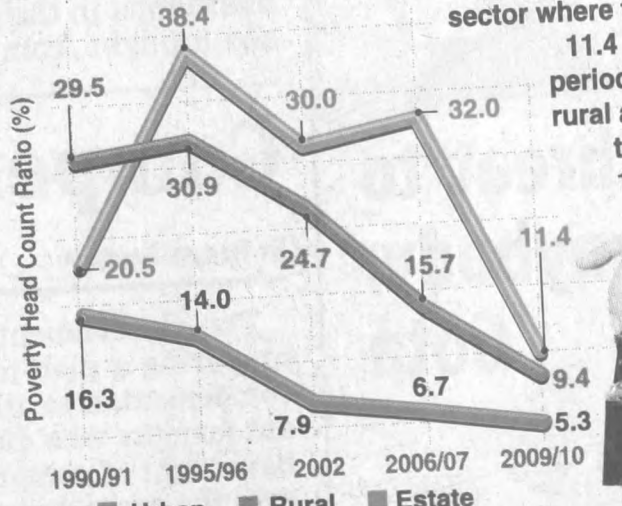


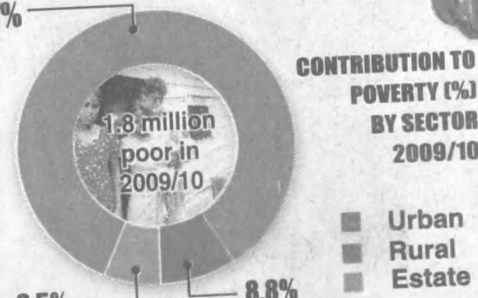
දිනපත

# POVERTY ON DECLINE

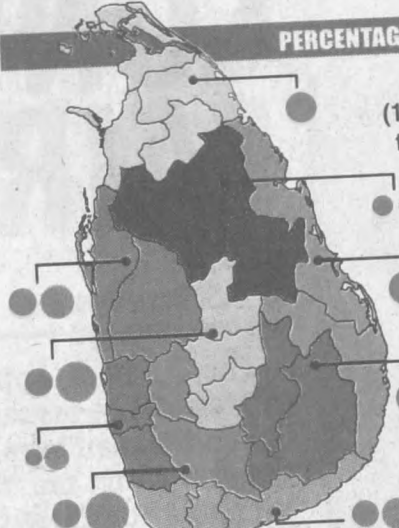
The Department of Census and Statistics reveals that the poverty level of the country has reduced to 8.9% in 2010 from 15.2% in 2007. This reduction was widespread for all three sectors but, significant in the estate sector where the poverty index fell to 11.4% from 32% during the period. The poverty level for rural areas has dropped to 9.4% from 15.7%.



- All the districts except Batticaloa and Ampara report significant poverty reductions since 2006/07.
- Nuwara-Eliya district shows the maximum relief where 3 out of every 4 amongst the poor escaped from poverty due to government relief.
- Hambantota district continues its 60% drop in poverty reported from 2002 to 2006/07 reporting a 46% drop since 2006/07.



The estate sector has 6.5% of the poor (117,000) and the rural sector holds 84.7% (1.53 million) poor of the total of 1.8 million poor in 2009/10.



**PERCENTAGE OF POOR HOUSEHOLD**

The highest percentage of poor households (12.4%) is reported from Eastern province while the lowest percentage is reported from Western province as 3.0% in 2009/2010

Province	2009/10 (%)	2006/07 (%)
Western	3.0	6.5
Central	8.2	18.2
Southern	7.5	11.0
Northern	10.0	-
Eastern	12.4	9.0
North Western	8.2	12.2
North Central	4.6	11.8
Uva	12.0	23.8
Sabaragamuwa	8.7	20.0

**POVERTY LEVEL**  
The poverty level is measured by Head Count Ratio (HCR) which presents the total number of persons living under the poverty line as a percentage of the total population. The value of the official poverty line of Sri Lanka was Rs.3,028 real total expenditure per person per month for the 2009/10.