




**SRI LANKA**  
**CENSUS OF AGRICULTURE**  
**1982**

**KANDY DISTRICT REPORT**  
**(SMALL HOLDING SECTOR)**



**DEPARTMENT OF CENSUS AND STATISTICS**  
**MINISTRY OF PLAN IMPLEMENTATION**

## P R E F A C E

A significant change in the planning process is taking place in several developing countries including Sri Lanka. The new approach envisages planning which commences at lower levels. Such an approach can succeed, however, only if a comprehensive data base is developed at lower levels.

The preparation of District Reports on the structure of agricultural holdings and their characteristics is one of the steps initiated by the Department of Census & Statistics to build up the required data base at the district level. The Report on Kandy is the third in the series of such District Reports giving the main results of Census of Agriculture 1982.

With the completion of Census of Agriculture 1982, a complete frame of agricultural operators and agricultural holdings is available in the Department. This could be made use of for any future survey in the agricultural sector.

I am deeply grateful to the officers of the Department of Census & Statistics, the Government Agents and their staff, officers and officials of the Department of Agrarian Services for their assistance and to the farmers of Sri Lanka, who extended their fullest co-operation in conducting the Census and monitoring it to a successful conclusion.



W.S.M. Fernando  
Actg. Director of Census & Statistics

Dept. of Census & Statistics,  
No.6, Albert Crescent,  
Colombo 7.

24 September, 1984.



ACKNOWLEDGEMENT

The planning and execution of the Census of Agriculture was done by the officers of the Agricultural Census Unit under the direction of Mr. A.A.D.C. Yasasiri, Deputy Director and Mr. K. Jayasinghe, then Assistant Director.

Drafting of the report was done by Mr. A.M.U. Dissanayake, Statistician in close consultation with Mr. M.P. Rao, Agricultural Statistics Adviser, who gave valuable advice at every phase of the Census of Agriculture.

The following Statistical Investigators contributed their utmost in the supervision of coding work and other allied activities such as scrutinizing the information, correction of the error print out, preparation of tables, ensuring internal consistency of figures, proof reading etc. This work was done under the supervision of Miss K.D. Chandralatha and Mrs. A.B.S. Fernando, Statistical Officers, and the direction of Statisticians, Mr. H.N. Siriwardene, Mr. T. Thanabalasingham and Mr. W.K. Perera.

Mr. H.B. Gunawantha.

Mrs. K. Jayatilake.

Mrs. D. Rubasinghe.

Mrs. S.K. Mahamithawa.

Mrs. D.P.V. Perera.

Mrs. P. Vedanayagam.

Mr. K. Edirisinghe.

Mr. A. Manoranjan.

Miss W.P.J. Weerasinghe.

Mr. N. Meenachchisundaram.

Miss A.K. Marapana.

Data processing and tabulation were done under the direction of Mr. R. Vithana, Assistant Director, assisted by Mr. D.M.W. Jayawardena, Systems Analyst and his team of programmers.

Mr. K. Siripala, Printing Manager of the department and his staff were responsible for printing this report within a short period of time.

## C O N T E N T S

|                            | Page   |
|----------------------------|--|
| Preface                    | i  |
| Acknowledgement            | ii   |
| Contents                   | iii  |
| List of Statistical Tables | iv   |
| <br>CHAPTER                |  |
| 1                          | Background   |
|                            | Methodology & Item Coverage - Small Holding Sector - Estate Sector - Agricultural Operator - Agricultural Holding - Home Garden 1  |
| 2                          | A Brief Review of the Results  |
|                            | Background - Number of Operators and area Operated - Structure of Agricultural Holdings - Agricultural Operators by Age and Sex - Educational Attainment - Area Owned - Operational Status - Categories of Holdings - Paddy Holdings by Type of Ownership - Distribution of Paddy Lands - Livestock - Limitation of Data 5 |
|                            | Statistical Tables 19  |
|                            | Annexure 57  |

## LIST OF STATISTICAL TABLES

| TABLE |   | PAGE  |
|-------|---|-------|
| 1     | Agricultural Operators Classified by Age Groups and Sex.  | 19    |
| 2     | Agricultural Operators Classified by Educational Attainment.  | 21    |
| 3A    | Number of Operators and Area Owned by the Type of Ownership of Land   | 22    |
| 3B    | Distribution of Operators and Area Owned by the Type of Ownership of Land.  | 23    |
| 4A    | Number and Area of Operational Holdings by Operational Status of Operators.   | 24    |
| 4B    | Distribution of Operational Holdings by Size Class of the Holdings and Operational Status of Operators.                               | 25    |
| 5A    | Number of Operational Holdings by Type.   | 26    |
| 5B    | Distribution of Operational Holdings by Type.   | 27    |
| 6A    | Number and Operated Area under different Categories.  | 28    |
| 6B    | Distribution of Holdings and Operated Area under different Categories.  | 29    |
| 7     | Distribution of Holdings Reporting Paddy.   | 30    |
| 8A-8B | Number of Operational Holdings having only Home Gardens, only Highland only Paddy and Respective Areas.                               | 32-33 |
| 9     | Number and Area of Paddy Holdings by the Type of Ownership of Paddy Lands.  | 34    |
| 10A   | Number of Cattle by Type, Age and Sex.  | 35    |
| 10B   | Distribution of Number of Cattle by Type, Age and Sex.  | 37    |
| 10C   | Number of Cattle of Age 3 Years and Over by Type, Purpose and Sex.  | 39    |
| 10D   | Distribution of Cattle of Age 3 Years and over by Type, Purpose and Sex.  | 41    |
| 11A   | Number of Buffaloes by Type, Age and Sex.   | 43    |
| 11B   | Distribution of Number of Buffaloes by Type, Age and Sex.   | 45    |
| 11C   | Number of Buffaloes of Age 3 Years and Over by Type, Purpose and Sex.   | 47    |
| 11D   | Distribution of Number of Buffaloes of Age 3 Years and Over by Type, Purpose and Sex.   | 49    |
| 12A   | Number of Agricultural Holdings Reporting Cattle, Buffaloes and Both, Area of Such Holdings and Number of Livestock.                  | 51    |
| 12B   | Number and Distribution of Agricultural Holdings Reporting Cattle, Buffaloes and Both, Area of such Holdings and Number of Livestock. | 52    |
| 13A   | Number of Goats and Pigs by Age Groups.   | 53    |
| 13B   | Distribution of Goats and Pigs by Age Groups.   | 54    |
| 14A   | Number of Poultry by Type.  | 55    |
| 14B   | Distribution of Poultry by Type.  | 56    |

## CHAPTER - 1

### BACKGROUND

1.1 The Census of Agriculture & Livestock 1982, covered the entire Island excluding the municipal areas of Colombo and Dehiwala-Mt.Lavinia which are predominantly residential and commercial areas.

#### 1.2. METHODOLOGY & ITEM COVERAGE

Agriculture in Sri Lanka is carried on in two distinct sectors viz: (i) the estate or the plantation sector and (ii) the peasant or the small holding sector. The Census of Agriculture covered both the sectors.

#### SMALL HOLDING SECTOR

##### FIRST STAGE


The Census was carried out in two stages. At the first stage the enumerators visited each and every census unit namely, housing unit, living quarters other-than housing units and non-housing units in the country and screened out the agricultural operators through a schedule known as AC 1. After identifying the agricultural operators, the enumerators collected the following information in respect of their operational holdings through the schedule AC 2.

1. Characteristics of the Operators - Age, Sex and Educational Status.
2. Type of ownership of land.
3. Operational status of the operator.
4. Area of operational holding.
5. Area under principal crops.
6. Irrigated area and source.
7. Agricultural machinery.
8. Number of livestock.

##### SECOND STAGE

At the second stage a sample of 10% of the holdings have been selected and the following information was collected through the schedule AC 3.

1. Population of operator's household.
2. Sources of income of operator's household.
3. Main occupation of the operator.
4. Type of holding.
5. Use of fertilizer & pesticide.



## 6. Land utilization and tenurial pattern.

Two reports have been published so far in respect of the small holding sector. The first one is preliminary report based on the summary sheets furnished by the enumerator immediately after the field work. The second report is based on 10 percent sample tabulation and gives estimates on various characteristics of agricultural holdings. The present report which is based on 100 percent tabulation is one of the reports in the series of district reports proposed to be brought out.

### ESTATE SECTOR

In the Agricultural Census, estate sector has been covered through a mailed questionnaire (AC 5). A set of questionnaires has been sent to all estates by the Commissioner of Census, asking the operators to complete and send these back. A detailed report on estate sector has already been published.

### 1.3 SOME CONCEPTS AND DEFINITIONS

A number of concepts were followed for conducting the Agriculture Census. These concepts have been discussed in detail in the report on Small Holding Sector published in 1984. Some of the important concepts however have been given in this report.

#### AGRICULTURAL OPERATOR

An Agricultural Operator is the person responsible for operating the agricultural land and or livestock. He may carry out the agricultural operations by himself or with the assistance of others or simply direct day to day operations.

This means that a person may attend to all the work needed to cultivate the and or tend livestock but will not be considered the operator if there is someone else directing day to day work on the holding. It also means that a person may supervise the work in a holding appearing for all purposes to be in charge of the operations of the holding but if there is someone else who is giving day to day directions, he does not become the operator.

The operator may himself cultivate the land and/or tend the livestock. He may do so with the assistance of labour hired or otherwise he may not do any physical labour at all but only direct day to day operations on the holding. It is important to note that the operator need not necessarily be the owner of land or livestock and also that mere ownership does not entitle a person to be considered as an operator.

In respect of livestock, any person who is actually responsible for the management of livestock in the same way that a land operator is responsible for his holding will be considered the operator. The livestock may be owned, obtained on "Ande" or lease or any other form of arrangement. While most livestock operators will also be land operators, there would be cases of livestock operators who are not land operators and therefore have no land holdings. The term agricultural operator includes both land operator

as well as purely livestock or poultry operator.

While most of the operators have only one holding, there could be cases of an operator having more than one holding.

#### AGRICULTURAL HOLDING

An agricultural holding consists of all land and/or livestock used wholly or partly for agricultural production irrespective of title, size, legal form or location and is operated under one operational status.

This means that it does not matter whether the land is one parcel or is composed of more than one parcel, whether the parcels are scattered and where they are located, whether in the same G.S. Division or not.

This also means that it does not matter whether the land is owned or not, whether the land is legally operated or not.

The requirements for considering it as a holding is only that it should be under one management and under one operational status.

An agricultural holding may be a purely land holding, land and livestock holding or purely a livestock holding.

#### HOME GARDEN

(a) A piece of land which has a dwelling house and having some form of cultivation can be considered as home garden if the total area of that piece of land is twenty or less than twenty perches.

(b) A piece of land which has some form of cultivation, the total area of which is more than twenty perches can also be considered as home garden if the following two conditions are satisfied.

1. It has a dwelling house.
2. The produce of the cultivated land in the home garden is largely for home consumption.

"Having some form of cultivation" will mean any cultivation for agricultural production will include even one coconut palm or arecanut palm if they are not too old to bear, or a couple of chilly plants etc. However, flower plants, wild trees, unproductive bushes will not be treated as cultivation for agricultural production.

#### LAND OWNED

Land owned for the purpose of the census means both land legally owned which would be the land over which the holder possesses title of ownership and consequently the right to determine to what use it should be put to as well as the right for transfer and land held in ownerlike possession.



Land is said to be in ownerlike possession when the holder operates it in a ownerlike way even though he does not possess the title of ownership.

Some examples of ownerlike possession are :

1. Land operated under perpetual lease, hereditary tenure and under long term leases ranging from 30 to 40 years.
2. Land without legal title of ownership nor of a long term lease, has been peacefully and uninterruptedly operated by the holder for a period of 30 years without payment of rent.
3. Land owned by wife but operated by the husband who also is the operator. This land is considered owned by the operator in ownerlike possession.

#### SMALL HOLDING

An agricultural holding of less than 20 acres and under the same operational status was considered as a small holding. In some cases however a holding might consist of several parcels and the total area of these add together to 20 acres and above, this holding is still considered a small holding.

#### ESTATE

An agricultural holding of 20 acres in extent or more and under the same operational status was considered as an "Estate". There could be instances where different parcels of a holding add up to 20 acres or more. This was not considered as an estate. An estate should have at least one parcel where extent is 20 acres or above. Similarly holdings such as paddy lands of 20 acres and over are not considered as estates.

#### REFERENCE PERIOD

For the structure of agricultural holdings the reference period is the year preceeding 1.7.1982. For livestock the reference period is as on 1.7.1982.

C H A P T E R 2

A brief Review of the Results

Background

- 2.1 Kandy Sri Lanka's hill capital which treasures the "Sacred Tooth Relic" of the Lord Buddha is located in the Central hills and is the largest administrative district in the Central Province. This district has a land area of 478,000 acres (1935.5 square kilometers) and is predominantly mountainous, growing all most all types of crops which can be found in Sri Lanka. Kandy, the capital city of the district is 72 miles (115 kilometers) from Colombo. The location of the city, scenic beauty, the sanctity of the place because of the Sacred Tooth Relic Temple and the grandeur of the age old pageant Esala Perhera held every year, make it a place of great tourist attraction in Sri Lanka. The district has an average annual rainfall of 80" inches and the annual average temperature of about 29<sup>o</sup> Centrigrades resulting in a pleasant climate. The district comprises of 13 electorates, 15 Assistant Government Agents Divisions, 407 Grama Seva Niladari Divisions and 1,739 villages.

Kandy district has a population of 1,048,317 out of 519,358 are males and 528,959 are females. Only about 13.8% of the population are in Urban Sector while the rest is in Rural Sector. (Table 2.1)

2.1 : Population by Sectors (Kandy District)

| Sr. No.<br>1 | Sector<br>2 | Population<br>3 | %<br>4 |
|--------------|-------------|-----------------|--------|
| 1            | Urban       | 145,109         | 13.8   |
| 2            | Rural       | 903,208         | 86.2   |
| Total        |             | 1,048,317       | 100.0  |

- 2.2 The distribution of the population by age groups and sex is given in Table 2.2. About 57 percent of the population is under 24 years of age and the district has a sex ratio of 98 males per 100 females.

Table 2.2 Population by Age Group and Sex

| Serial No. | Age Group          | Male    | Female  | Total     | %     |
|------------|--------------------|---------|---------|-----------|-------|
| 1          | 2                  | 3       | 4       | 5         | 6     |
| 1          | Less than 20 years | 245,696 | 241,780 | 487,476   | 46.5  |
| 2          | 20 - 24 "          | 49,821  | 55,818  | 105,639   | 10.1  |
| 3          | 25 - 34 "          | 77,801  | 87,309  | 165,110   | 15.7  |
| 4          | 35 - 44 "          | 54,287  | 57,196  | 111,483   | 10.6  |
| 5          | 45 - 54 "          | 40,851  | 40,423  | 81,274    | 7.8   |
| 6          | 55 - 64 "          | 27,905  | 25,745  | 53,650    | 5.1   |
| 7          | 65 and over        | 22,997  | 20,688  | 43,685    | 4.2   |
| Total      |                    | 519,358 | 528,959 | 1,048,317 | 100.0 |

Census of Population 1981.

Table 2.3 Population by A.G.A. Divisions

| Serial No.     | A.G.A. Division                  | Total     | Male    | Female  |
|----------------|----------------------------------|-----------|---------|---------|
| 1              | Ganga Ihala Korale               | 41,296    | 19,865  | 21,431  |
| 2              | Ganga Wata Korale/Town & Gravets | 1,13,205  | 59,553  | 53,652  |
| 3              | Harispattuwa                     | 1,38,715  | 67,256  | 71,459  |
| 4              | Kundasale                        | 76,143    | 37,742  | 38,401  |
| 5              | Meda Dumbara                     | 64,418    | 31,969  | 32,449  |
| 6              | Minipe                           | 42,868    | 22,773  | 20,095  |
| 7              | Panwila                          | 25,338    | 12,312  | 13,026  |
| 8              | Pasbage                          | 52,007    | 25,416  | 26,591  |
| 9              | Patha Dumbara                    | 58,712    | 28,367  | 30,345  |
| 10             | Patha Hewaheta                   | 93,156    | 45,435  | 47,721  |
| 11             | Tumpane                          | 57,240    | 27,855  | 29,385  |
| 12             | Uda-Dumbara                      | 22,960    | 11,909  | 11,051  |
| 13             | Uda-Nuwara                       | 72,995    | 35,949  | 37,046  |
| 14             | Udu-Palata                       | 1,07,257  | 52,415  | 54,842  |
| 15             | Yatinuwara                       | 82,007    | 40,542  | 41,465  |
| District Total |                                  | 1,048,317 | 519,358 | 528,959 |

Kandy district ranks fourth in terms of population among the districts of the Island and the density is 542 persons per Square Kilometer according to the Census of Population 1981. (Table 2.3)

- 2.4 The population aged 10 years and over by type of activity and sex in the district on the basis of Census of Population is given in Table 2.4. The activity rate (i.e. the percentage of the population aged 10 years and over in the labour force to the total population) worked out to 43.3. (61.5 for males and 25.6 for females).

2.4 - Economically Active Population Aged 10 years and over by Type of Activity and Sex

| Sr. | Sex    | Total   | Economically Active |          |                 |         | Not Economically Active |                      |                                 |        |
|-----|--------|---------|---------------------|----------|-----------------|---------|-------------------------|----------------------|---------------------------------|--------|
|     |        |         | Total               | Employed | Unem-<br>ployed | Total   | Students                | Own House<br>workers | Retireed<br>& Unable<br>to Work | Others |
| 1   | 2      | 3       | 4                   | 5        | 6               | 7       | 8                       | 9                    | 10                              | 11     |
| 1   | Male   | 393,963 | 242,454             | 207,307  | 35,147          | 151,509 | 91,065                  | 1,397                | 24,364                          | 34,683 |
| 2   | Female | 407,838 | 104,513             | 72,369   | 32,144          | 303,325 | 88,987                  | 178,000              | 25,749                          | 10,589 |
|     | Total  | 801,801 | 346,967             | 279,676  | 67,291          | 454,834 | 180,052                 | 179,397              | 50,113                          | 45,272 |

Census of Population 1981.

## 2.5 Number of Operators and Area operated.

The number of operators and area operated by A.G.A. division wise is given in table 2.5. The detailed analysis of the data pertaining to the Estate Sector has been given separately in the report on Estate Sector published in March 1984. The present report deals with the analysis of data on Small Holding Sector only. However, important data of Estate Sector of this District are given in Annexure 1.

Table 2.5 + Number of Operators and Area Operated

| Sr. No.        | A.G.A. Division    | No. of Operators |                      |         | Area Operated (acres) |                      |         |
|----------------|--------------------|------------------|----------------------|---------|-----------------------|----------------------|---------|
|                |                    | Estate Sector    | Small Holding Sector | Total   | Estate Sector         | Small Holding Sector | Total   |
| 1              | 2                  | 3                | 4                    | 5       | 6                     | 7                    | 8       |
| 1              | Ganga Ihala Korale | 45               | 4,281                | 4,326   | 10,388                | 6,466                | 16,804  |
| 2              | Ganga Wata Korale  | 07               | 2,656                | 2,663   | 1,281                 | 2,351                | 3,632   |
| 3              | Harispattuwa       | 22               | 16,703               | 16,725  | 2,386                 | 22,579               | 24,965  |
| 4              | Kundasale          | 16               | 7,676                | 7,692   | 4,657                 | 9,625                | 14,282  |
| 5              | Meda Dumbara       | 44               | 7,243                | 7,287   | 15,716                | 14,870               | 30,586  |
| 6              | Minipe             | -                | 6,397                | 6,397   | -                     | 15,167               | 15,167  |
| 7              | Panwila            | 24               | 1,411                | 1,435   | 12,457                | 2,029                | 14,486  |
| 8              | Pasbage Korale     | 31               | 2,501                | 2,532   | 17,841                | 3,132                | 20,963  |
| 9              | Patha Dumbara      | 07               | 7,073                | 7,080   | 411                   | 7,588                | 7,999   |
| 10             | Patha Hewaheta     | 58               | 10,900               | 10,958  | 11,275                | 16,578               | 27,853  |
| 11             | Tumpane            | 34               | 9,310                | 9,344   | 3,790                 | 15,281               | 19,071  |
| 12             | Uda-Dumbara        | 28               | 3,573                | 3,601   | 5,480                 | 11,043               | 16,523  |
| 13             | Udu-Nuwara         | 18               | 9,270                | 9,288   | 1,941                 | 11,297               | 13,238  |
| 14             | Uda-Palata         | 88               | 8,982                | 9,070   | 22,482                | 12,511               | 34,993  |
| 15             | Yati-Nuwara        | 11               | 9,175                | 9,186   | 1,592                 | 12,016               | 13,608  |
| District Total |                    | 433              | 107,151              | 107,584 | 111,697               | 162,533              | 274,230 |

The largest number of estates (20%) as well as the largest area (20%) under estates sector are found in Udapalatha A.G.A. Division, where as in respect of Small Holding Sector 16 percent of number of operators and 14 percent of the area is in Harispattuwa A.G.A. Division. Although the Small Holding Sector is dominating sector in the district area wise, the Estate Sector Contribution is also very significant i.e. 41 percent of the total operated area.

## Structure of Agriculture Holdings (Small)

2.6 The average size of the holding in Kandy district is 1.52 acres as compared to Island average of 1.94 acres.

Table 2.6 : Distribution of the Number and Area of Operational Holdings

| Sr. No. | Size Class           | No. of Holdings | %     | Area (Acres) | %     |
|---------|----------------------|-----------------|-------|--------------|-------|
|         | 2                    | 3               | 4     | 5            | 6     |
| 1       | Less than 1/8 acre   | 2,711           | 2.5   | 175          | 0.1   |
| 2       | 1/8 to less than 1/4 | 6,179           | 5.8   | 983          | 0.6   |
| 3       | 1/4 to less than 1/2 | 20,127          | 18.9  | 5,590        | 3.4   |
| 4       | 1/2 to less than 1   | 27,127          | 25.7  | 16,557       | 10.2  |
| 5       | 1 to less than 2     | 24,879          | 23.3  | 31,731       | 19.6  |
| 6       | 2 to less than 3     | 11,265          | 10.6  | 25,505       | 15.7  |
| 7       | 3 to less than 4     | 6,211           | 5.8   | 20,392       | 12.5  |
| 8       | 4 to less than 5     | 2,780           | 2.6   | 11,870       | 7.4   |
| 9       | 5 to less than 7     | 2,595           | 2.4   | 14,706       | 9.0   |
| 10      | 7 to less than 10    | 1,473           | 1.4   | 11,800       | 7.3   |
| 11      | 10 to less than 20   | 1,035           | .9    | 13,558       | 8.3   |
| 12      | 20 and above         | 318             | .1    | 9,666        | 5.9   |
| Total   |                      | 106,700         | 100.0 | 162,533      | 100.0 |

Fifty three percent of the holdings are below 1 acre in size although they account 14 percent of the area. Another 40 percent of the holdings are in the size class of 1 to 4 acres and cover 48 percent of the area.

### Agricultural Operators by Age and Sex

2.7 Thirty seven percent of the operators are in the age group of 25 to 44 years and another 26 percent are in the age group of 45 - 54 years (Table 2.7)

Table 2.7 : Agricultural Operators Classified by Age & Sex

| Sr. No. | Age Group          | Male   | Female | Total   | %     |
|---------|--------------------|--------|--------|---------|-------|
| 1       | 2                  | 3      | 4      | 5       | 6     |
| 1       | Less than 20 years | 185    | 27     | 212     | 0.2   |
| 2       | 20 - 24 years      | 1,473  | 106    | 1,579   | 1.6   |
| 3       | 25 - 34 years      | 13,630 | 1,092  | 14,722  | 13.7  |
| 4       | 35 - 44 years      | 22,592 | 2,856  | 25,448  | 23.7  |
| 5       | 45 - 54 years      | 23,292 | 4,541  | 27,833  | 25.9  |
| 6       | 55 - 64 years      | 16,832 | 4,091  | 20,923  | 19.6  |
| 7       | 65 years and above | 12,531 | 3,374  | 15,905  | 14.8  |
| 8       | Age Unspecified    | 471    | 58     | 529     | 0.5   |
| Total   |                    | 91,006 | 16,145 | 107,151 | 100.0 |

About 34 percent of the Operators are 55 years and above in age. In Kandy about 15 percent of the Agricultural Operators are females against 14 percent in the whole Island.

### Agricultural Operators by Educational Attainment.

2,8 About 14 percent of the Agricultural operators have been reported under category of 'No Schooling', where as the Island average is 12.7 (Table 2.8).

The majority of the operators are falling under the category of passed grade 5 or less (42.5%).

Table 2.8 : Agricultural Operators by Educational Attainment

| Sr. No. | Level of Education                | Total Number of Operators | Percentage |
|---------|-----------------------------------|---------------------------|------------|
| 1       | 2                                 | 3                         | 4          |
| 1       | No schooling                      | 15,296                    | 14.3       |
| 2       | Passed Grade 5 or less            | 45,551                    | 42.5       |
| 3       | Passed Grade 6 - 9                | 29,465                    | 27.5       |
| 4       | Passed G.C.E. (O/L) or equivalent | 12,649                    | 11.8       |
| 5       | Passed G.C.E. (A/L) or equivalent | 1,876                     | 1.7        |
| 6       | Higher academic qualifications    | 2,039                     | 1.9        |
| 7       | Unspecified                       | 275                       | 0.3        |
| Total   |                                   | 107,151                   | 100.0      |

'No Schooling' category ranges from 6.6 percent in Gangawata Korale A.G. Division to 22.4 percent in Uda-Dumbara. It is 21.6 in Minipe AGA Division. Nearly 3 percent of the operators in the District are professionally qualified in the discipline of either Agriculture or Livestock.

#### Area Owned

- 2.9 Eleven percent of the Operators in the district do not own any land while forty six percent own only a home garden (Table 2.9)

Table 2.9 : Area Owned by Type of Land Owned

| Sr. No. | Type                              | No. of Operators | %     | Area (Acres) | %     |
|---------|-----------------------------------|------------------|-------|--------------|-------|
|         | 2                                 |                  | 4     |              | 6     |
| 1       | Not owning any land               | 11,965           | 11.1  | -            | -     |
| 2       | Owning home garden only           | 48,726           | 45.5  | 27,373       | 20.4  |
| 3       | Owning home garden and other land | 38,024           | 35.5  | 88,818       | 66.0  |
| 4       | Owning other land only            | 8,430            | 7.8   | 18,346       | 13.6  |
| 5       | Unspecified                       | 6                | 0.1   | -            | -     |
| Total   |                                   | 107,151          | 100.0 | 134,537      | 100.0 |



One fifth of the owned area is under the exclusive category of home garden and the average size of the owned home garden is 0.5 acres. The average size of the area owned by the operator is 1.41 acres.

- 2.10 The distribution of operators owning land and area owned (Table 2.10) indicates that although slightly more than 50 percent of the land owning operators are in the size class of less than 1 acre, they own only 15 percent of the total owned. The average area owned in this size class is 0.40 acres.

Table 2.10 ; Distribution of Operators and Area owned by size classes

| Sr. No. | Size Class              | Number | %     | Area Owned in Acres | %     | Average Size in Acres |
|---------|-------------------------|--------|-------|---------------------|-------|-----------------------|
| 1       | 2                       | 3      | 4     | 5                   | 6     | 7                     |
| 1       | Less than 1 acre        | 49,714 | 52.2  | 19,772              | 14.7  | 0.40                  |
| 2       | 1 to less than 2 acres  | 22,052 | 23.2  | 24,829              | 18.5  | 1.13                  |
| 3       | 2 to less than 4 acres  | 15,733 | 16.5  | 37,611              | 28.0  | 2.39                  |
| 4       | 4 to less than 7 acres  | 5,033  | 5.3   | 22,851              | 17.0  | 4.54                  |
| 5       | 7 to less than 10 acres | 1,392  | 1.5   | 10,354              | 7.6   | 7.44                  |
| 6       | 10 acres and above      | 1,262  | 1.3   | 19,118              | 14.2  | 15.15                 |
|         |                         | 95,186 | 100.0 | 134,535             | 100.0 | 1.41                  |

On the other hand 1.3 percent of the land owning operators own 14 percent of the total area owned and the average size of the owned area is 15.15 acres in this group.

#### OPERATORS NOT OWNING LAND.

- 2.11 The percentage distribution of the total number of operators not owning any land and the percentage number of operators not owning any land to the total number of operators in the size class is given in Table 2.11.

Table 2.11 : Percentage Distribution of Operators  
not owning land

| Sr. No. | Size Class                    | Percentage distribution of total number of operators | Percentage distribution of operators not owning any land | Percentage No. of operators not owning any land to total No. of operators in the size class |
|---------|-------------------------------|--|--|---|
|         |                               |  |  |   |
| 1       | Less than 1 acre              | 52.5   | 55.5   | 11.7  |
| 2       | 1 to less than 2 acres        | 23.4   | 24.5   | 11.7  |
| 3       | 2 acres to less than 4 acres  | 16.4   | 15.2   | 10.4  |
| 4       | 4 acres to less than 7 acres  | 5.0  | 3.1  | 6.8   |
| 5       | 7 acres to less than 10 acres | 1.4  | 0.8  | 6.3   |
| 6       | 10 acres and above            | 1.3  | 0.9  | 7.7   |
| Total   |                               | 100.0  | 100.0  | -   |

Eighty percent of non-land owning operators are in the holdings below 2 acres.

2.12 The status of the operators in most of the holdings was on own account (Table 2.12)

Table 2.12 : Number and Area of Operational Holdings according to the Operational Status of the Operator

| Sr. No. | Operational Status | Number of HOLDINGS | %     | Area (acres) | %     |
|---------|--------------------|--------------------|-------|--------------|-------|
| 1       | 2                  | 3                  | 4     | 5            | 6     |
| 1       | On own account     | 104,241            | 97.6  | 157,033      | 96.6  |
| 2       | For an institution | 861                | 0.8   | 2,191        | 1.3   |
| 3       | For private person | 1,028              | 1.0   | 2,151        | 1.2   |
| 4       | In partnership     | 511                | 0.5   | 1,064        | 0.6   |
| 5       | Unspecified        | 59                 | 0.1   | 91           | 0.3   |
| Total   |                    | 106,700            | 100.0 | 162,533      | 100.0 |

## CATEGORIES OF HOLDINGS

2.13 For tabulation purposes holdings were classified into three broad categories viz. Holdings with Crops and Livestock (mixed holdings) holdings with crops only and holding with livestock only. The number of such holdings along with the area under these categories of holdings is given in table 2.13.

Table 2.13 : Number and area of Operational Holdings by Category of Holdings

| Sr. No. | Category                          | Number of Holdings | %     | Area (acres) | %     |
|---------|-----------------------------------|--------------------|-------|--------------|-------|
| 1       | 2                                 | 3                  |       | 4            | 5     |
| 1       | Holdings with Crops and Livestock | 36,448             | 34.1  | 70,872       | 43.6  |
| 2       | Holdings with Crops only          | 67,926             | 63.7  | 90,161       | 55.4  |
| 3       | Holdings with Livestock only      | 2,326              | 2.2   | 1,500        | 1.0   |
| Total   |                                   | 106,700            | 100.0 | 162,533      | 100.0 |

Nearly 64 percent of the agricultural holdings in the district are only Crop Holdings and do not have any Livestock, accounting 55 percent of the total area.

21.4 To get the complete picture of the holding information on the area of the holding was classified into five categories given in Table 2.14.

Table 2.14 : Number and Area of Holdings by Categories

| Sr. No. | Category                               | Number    | Area (acres) | %     |
|---------|--|-----------|--------------|-------|
| 1       | 2                                      | 3         | 4            | 5     |
| 1       | Home Garden                            | 92,055    | 56,468       | 34.7  |
| 2       | Other Highlands owned by the Operators | 27,817    | 49,957       | 30.7  |
| 3       | Other Highlands owned by others        | 8,020     | 12,831       | 7.9   |
| 4       | Paddy lands owned by the operators     | 31,422    | 26,720       | 16.4  |
| 5       | Paddy lands owned by others            | 20,308    | 16,476       | 10.2  |
| 6       | Unspecified                            | 515       | 83           | .1    |
| Total   |  | * 180,137 | 162,535      | 100.0 |

\* A holding gets counted in more than one category since one or more categories reported in a holding. Therefore the total number

exceeds the number of Operational Holdings in the district.

Thirty five percent of the operated area in the district is under home gardens. It is seen that the home garden cultivation plays a vital role in agricultural sector in Kandy district. Hence any development plan should give due importance to this aspect in the district. The area under category 3 and 5 can broadly be taken as area taken on a rental basis.

2.15 Table 2.15 gives data on holdings having only homegardens only highlands and only paddy lands.

Table 2.15 : Number and Area of Operational Holdings having only Home Gardens, only Highland and only Paddy

| Sr. No.                          | Category                 | Number             | %     | Area (acres)        | %     |
|----------------------------------|--------------------------|--------------------|-------|---------------------|-------|
| 1                                | 2                        | 3                  | 4     | 5                   | 6     |
| 1                                | Having only home gardens | 46,407<br>(85.5)   | 43.5  | 26,566<br>(58.0)    | 16.3  |
| 2                                | Having only highlands    | 4,460<br>(8.2)     | 4.2   | 15,853<br>(34.6)    | 9.8   |
| 3                                | Having only paddy lands  | 3,417<br>(6.3)     | 3.2   | 3,400<br>(7.4)      | 2.1   |
| Total under the three categories |                          | 54,284             | 50.9  | 45,819              | 28.2  |
| Overall Total                    |                          | 106,700<br>(100.0) | 100.0 | 162,533<br>(100.00) | 100.0 |

Fifty one percent of the holdings in the district are one type Holdings, accounting for 28 percent of the total area under Small Holdings. The special feature is that about 44 percent of total number of holdings consisted only home gardens in Kandy district.

#### Paddy Holdings by Type of Ownerships

2.16 Total area under paddy and its breakdown whether it is purely owner cultivated or purely tenant cultivated or combination of both is given in Table 2.16. Somewhat similar information in a different form is also available from table 2.14. From 2.14 it will be seen that out of the total area under paddy, 61 percent is owned and the rest is rented in paddy lands.

Table 2.16 : Number and Area of Paddy Holdings by Type of Ownership

| Sr. No. | Category   | Number | %     | Area (Acres) | %     |
|---------|--|--------|-------|--------------|-------|
| 1       | 2  | 3      | 4     | 5            | 6     |
| 1       | Having paddy lands owned by the operators        | 26,733 | 56.8  | 23,719       | 54.9  |
| 2       | Having paddy lands owned by others               | 15,618 | 33.2  | 12,660       | 29.3  |
| 3       | Having paddy lands owned by operators and others | 4,693  | 10.0  | 6,818        | 15.8  |
|         |  | 47,044 | 100.0 | 43,197       | 100.0 |

The above table shows that 55 percent of the paddy land is in such holdings which are operated on purely ownership basis which means that there is no rented area in these holdings. Twenty nine percent of the paddy area is operated on purely rental basis which means in these holdings the operator does not own any paddy lands. Sixteen percent of the paddy area is operated under both conditions where the operator has some owned area and also a part of the area on a rental basis.

Distribution of Paddy Land by size of Paddy Unit

2.17 The area reported under paddy in each holding has been re-grouped according to the area under paddy land and is given in Table 2.17

Table 2.17 : Distribution of Paddy Land

| Sr. No. | Size Class of Paddy Lands | No. of Paddy Units | %     | Area (Acres) | %     |
|---------|---------------------------|--------------------|-------|--------------|-------|
| 1       | 2                         | 3                  | 4     | 5            | 6     |
| 1       | Less than 1/8 acre        | 1,458              | 3.1   | 127          | 0.3   |
| 2       | 8/1 to less than 1/4      | 2,875              | 6.1   | 486          | 1.1   |
| 3       | 1/4 to less than 1/2      | 9,798              | 20.8  | 2,976        | 6.9   |
| 4       | 1/2 to less than 1        | 16,174             | 34.4  | 9,717        | 22.5  |
| 5       | 1 to less than 2          | 10,728             | 22.8  | 12,950       | 29.9  |
| 6       | 2 to less than 3          | 4,282              | 9.1   | 9,218        | 21.3  |
| 7       | 3 to less than 4          | 862                | 2.0   | 2,741        | 6.3   |
| 8       | 4 to less than 5          | 338                | 0.7   | 1,414        | 3.4   |
| 9       | 5 to less than 7          | 400                | 0.8   | 2,122        | 4.9   |
| 10      | 7 to less than 10         | 77                 | 0.1   | 601          | 1.5   |
| 11      | 10 to less than 15        | 37                 |       | 417          | 0.9   |
| 12      | 15 to less than 20        | 13                 | 0.1   | 220          | 0.5   |
| 13      | 20 and over               | 8                  |       | 205          | 0.5   |
|         | All classes               | 47,040             | 100.0 | 43,194       | 100.0 |

The average size of the paddy holding in Kandy district is 0.92 acres as compared to Island's average of 1.65 acres. Nearly 64 percent of the paddy holdings in the district are below one acre in size.

## CATTLE

2.18 At the time of enumeration there were nearly 44,130 cattles in the district out of which 82 percent were females and 28 percent males. Four A.G. A. Division namely Minipe (15%), Patha Hewaheta (15%), Uda Dumbara (11%) and Meda-Dumbara (10%) together accounted for half of the cattle population.

Table 2.18 : Number of Cattle by Type, Age and Sex

| Sr. No | Type      | Less than 3 years |         |        | %     | Over 3 years |         |        | %     | All Ages |         |        | %     |
|--------|-----------|-------------------|---------|--------|-------|--------------|---------|--------|-------|----------|---------|--------|-------|
|        |           | Males             | Females | Total  |       | Males        | Females | Total  |       | Males    | Females | Total  |       |
| 1      | Local     | 4,019             | 8,831   | 12,850 | 71.5  | 2,368        | 17,363  | 19,731 | 75.4  | 6,387    | 26,194  | 32,581 | 73.8  |
| 2      | Hibred    | 299               | 940     | 1,239  | 6.9   | 68           | 1,405   | 1,473  | 5.6   | 367      | 2,345   | 2,712  | 6.2   |
| 3      | Crossbred | 959               | 2,920   | 3,879  | 21.6  | 188          | 4,772   | 4,960  | 19.0  | 1,147    | 7,692   | 8,839  | 20.0  |
| Total  |           | 5,277             | 12,691  | 17,968 | 100.0 | 2,624        | 23,540  | 26,164 | 100.0 | 7,901    | 36,231  | 44,132 | 100.0 |


From the composition of the cattle population, it is seen that slightly more than one fourth of the cattle in the district are either crossbred or hibred. While for the island as a whole only 4 percent and 1 percent are crossbred and hibred these percentages for Kandy District are 20 percent and 6 percent respectively.

## BUFFALOES

2.19 The total number of buffaloes in the district at the time of enumeration was 24,697 out of which 58 percent were females and 42 percent males.

Table 2.19 : Number of Buffaloes by Type, Age and Sex

| Sr. No. | Type      | Less than 3 years |         |       | %     | Over 3 years |         |        | %     | All ages |         |        | %     |
|---------|-----------|-------------------|---------|-------|-------|--------------|---------|--------|-------|----------|---------|--------|-------|
|         |           | Males             | Females | Total |       | Males        | Females | Total  |       | Males    | Females | Total  |       |
| 1       | Local     | 2,099             | 2,830   | 4,929 | 97.8  | 7,809        | 11,317  | 19,126 | 97.3  | 9,908    | 24,055  | 97.4   |       |
| 2       | Hibred    | 25                | 27      | 52    | 1.03  | 75           | 119     | 194    | 0.99  | 100      | 146     | 1.0    |       |
| 3       | Crossbred | 18                | 41      | 59    | 1.17  | 143          | 194     | 337    | 1.71  | 161      | 235     | 1.6    |       |
| Total   |           | 2,142             | 2,898   | 5,040 | 100.0 | 8,027        | 11,630  | 19,657 | 100.0 | 10,169   | 14,528  | 24,697 | 100.0 |



Only 2.6 percent of the buffaloes were either hibred or crossbred. The age composition shows that nearly eighty percent were more than 3 years and over.

#### Limitations of Data

2.20

The Statistical Tables given in this report are based on the residence of the operators only. (open Segment Concept - Enumeration of operators residing within the district). The areas under crops are not given here since there may be agricultural lands in the district which are operated by operators residing in adjoining districts or elsewhere. Therefore the data relating to the crops areas would be available only when 100 percent tabulation is done in respect of all the districts in the Island. However the data users interested in crop areas could make use of the estimates given in the report on Small Holding Sector which are based on 10 percent sample tabulation.

Paddy being an important crop in Small Holding Sector area figures based on the residence of the operator are given. These area figures will undergo revisions when 100 percent tabulation is completed in respect of all the districts.

TABLE 1 - AGRICULTURAL OPERATORS CLASSIFIED BY AGE GROUPS AND SEX

| A . G . A .<br>D I V I S I O N | N U M B E R O F A G R I C U L T U R A L O P E R A T O R S |       |        |                           |      |        |                     |      |        |                     |       |        |                     |       |        |
|--------------------------------|---|-------|--------|---------------------------|------|--------|---------------------|------|--------|---------------------|-------|--------|---------------------|-------|--------|
|                                | A L L   |       |        | L E S S T H A N 2 0 Y R S |      |        | 2 0 - 2 4 Y E A R S |      |        | 2 5 - 3 4 Y E A R S |       |        | 3 5 - 4 4 Y E A R S |       |        |
|                                | TOTAL   | MALE  | FEMALE | TOTAL                     | MALE | FEMALE | TOTAL               | MALE | FEMALE | TOTAL               | MALE  | FEMALE | TOTAL               | MALE  | FEMALE |
| Kandy District                 | 107151  | 91006 | 16145  | 212                       | 185  | 27     | 1579                | 1473 | 106    | 14722               | 13630 | 1092   | 25448               | 22592 | 2856   |
| GANGA IHALA KORALE             | 4281  | 3590  | 691    | 12                        | 11   | 1      | 93                  | 83   | 10     | 569                 | 524   | 45     | 1009                | 879   | 130    |
| GANGA WATA KORALE              | 2656  | 2115  | 541    | 9                         | 7    | 2      | 32                  | 27   | 5      | 250                 | 201   | 49     | 516                 | 427   | 89     |
| HARISPATTUNA                   | 16703   | 14233 | 2470   | 20                        | 17   | 3      | 135                 | 127  | 8      | 1768                | 1631  | 137    | 3874                | 3481  | 393    |
| KUNDASALE                      | 7676  | 6408  | 1268   | 12                        | 9    | 3      | 69                  | 62   | 7      | 898                 | 808   | 90     | 1683                | 1466  | 217    |
| MEDA DUMBARA                   | 7243  | 6360  | 883    | 14                        | 13   | 1      | 139                 | 132  | 7      | 1081                | 1035  | 46     | 1655                | 1521  | 134    |
| MINIPE                         | 6397  | 5809  | 588    | 22                        | 18   | 4      | 191                 | 180  | 11     | 1632                | 1539  | 93     | 1727                | 1577  | 150    |
| PANWILA                        | 1411  | 1216  | 195    | 4                         | 4    | -      | 26                  | 26   | -      | 166                 | 158   | 8      | 318                 | 296   | 22     |
| PASBAGE KORALE                 | 2501  | 2060  | 441    | 4                         | 4    | -      | 32                  | 28   | 4      | 299                 | 259   | 40     | 587                 | 502   | 85     |
| PATHA DUMBARA                  | 7073  | 5674  | 1399   | 7                         | 5    | 2      | 39                  | 31   | 8      | 668                 | 594   | 74     | 1605                | 1394  | 211    |
| PATHA HEWAHETA                 | 10900   | 9316  | 1584   | 38                        | 38   | -      | 257                 | 247  | 10     | 1760                | 1647  | 113    | 2755                | 2404  | 351    |
| TUMPANE                        | 9310  | 8065  | 1245   | 35                        | 31   | 4      | 150                 | 142  | 8      | 1330                | 1262  | 68     | 2260                | 2044  | 216    |
| UDA-DUMBARA                    | 3573  | 3225  | 348    | 9                         | 8    | 1      | 111                 | 110  | 1      | 748                 | 719   | 29     | 898                 | 799   | 99     |
| UDU-NUWARA                     | 9270  | 7793  | 1477   | 4                         | 4    | -      | 72                  | 64   | 8      | 1180                | 1079  | 101    | 2156                | 1913  | 243    |
| UDA-PALATA                     | 8982  | 7437  | 1545   | 10                        | 6    | 4      | 147                 | 134  | 13     | 1315                | 1197  | 118    | 2307                | 2010  | 297    |
| YATI NUWARA                    | 9175  | 7705  | 1470   | 12                        | 10   | 2      | 86                  | 80   | 6      | 1058                | 977   | 81     | 2098                | 1879  | 219    |



TABLE 1 (CONTD.) - AGRICULTURAL OPERATORS CLASSIFIED BY AGE GROUPS AND SEX

| A. G. A.<br>D I V I S I O N | N U M B E R O F A G R I C U L T U R A L O P E R A T O R S |       |        |                     |       |        |                           |       |        |                             |      |        |
|-----------------------------|---|-------|--------|---------------------|-------|--------|---------------------------|-------|--------|-----------------------------|------|--------|
|                             | 4 5 - 5 4 Y E A R S                                       |       |        | 5 5 - 6 4 Y E A R S |       |        | 6 5 Y E A R S & A B O V E |       |        | A G E U N S P E C I F I E D |      |        |
|                             | TOTAL   | MALE  | FEMALE | TOTAL               | MALE  | FEMALE | TOTAL                     | MALE  | FEMALE | TOTAL                       | MALE | FEMALE |
| Kandy District              | 27833   | 23292 | 4541   | 20923               | 16832 | 4091   | 15905                     | 12531 | 3374   | 529                         | 471  | 58     |
| GANGA IHALA KORALE          | 1141  | 938   | 203    | 856                 | 678   | 178    | 566                       | 444   | 122    | 35                          | 33   | 2      |
| GANGA WATA KORALE           | 789   | 631   | 158    | 580                 | 461   | 119    | 469                       | 350   | 119    | 11                          | 11   | -      |
| HARISPATTUWA                | 4442  | 3774  | 668    | 3538                | 2874  | 664    | 2828                      | 2240  | 588    | 98                          | 89   | 9      |
| KUNDASALE                   | 2140  | 1754  | 386    | 1660                | 1356  | 304    | 1201                      | 942   | 259    | 13                          | 11   | 2      |
| MRDA DUMBARA                | 1796  | 1551  | 245    | 1398                | 1170  | 228    | 1086                      | 871   | 215    | 74                          | 67   | 7      |
| MINIPE                      | 1382  | 1228  | 154    | 862                 | 743   | 119    | 566                       | 511   | 55     | 15                          | 13   | 2      |
| PANWILA                     | 405   | 344   | 61     | 313                 | 252   | 61     | 174                       | 131   | 43     | 5                           | 5    | -      |
| PASBAGE KORALE              | 732   | 605   | 127    | 535                 | 420   | 115    | 304                       | 237   | 67     | 8                           | 5    | 3      |
| PATHA DUMBARA               | 1946  | 1531  | 415    | 1551                | 1170  | 381    | 1213                      | 912   | 301    | 44                          | 37   | 7      |
| PATHA HEWAHETA              | 2767  | 2298  | 469    | 1934                | 1552  | 382    | 1356                      | 1100  | 256    | 33                          | 30   | 3      |
| TUMPANE                     | 2152  | 1836  | 316    | 1855                | 1520  | 335    | 1487                      | 1191  | 296    | 41                          | 39   | 2      |
| UDA-DUMBARA                 | 756   | 676   | 80     | 521                 | 451   | 70     | 432                       | 375   | 57     | 98                          | 87   | 11     |
| UDU-NUWARA                  | 2490  | 2085  | 405    | 1852                | 1466  | 386    | 1508                      | 1175  | 333    | 8                           | 7    | 1      |
| UDA-PALATA                  | 2403  | 1962  | 441    | 1614                | 1260  | 354    | 1160                      | 848   | 312    | 26                          | 20   | 6      |
| YATI NUWARA                 | 2492  | 2079  | 413    | 1854                | 1459  | 395    | 1555                      | 1204  | 351    | 20                          | 17   | 3      |

TABLE 2 - AGRICULTURAL OPERATORS CLASSIFIED BY EDUCATIONAL ATTAINMENT

| A . G . A .<br>D I V I S I O N | TOTAL NO.OF<br>OPERATORS | NO.OF AGRICULTURAL OPERATORS BY EDUCATIONAL ATTAINMENT |                              |                        |   |   |  | NUMBER OF OPERATORS QUALIFIED IN AGRICULTURAL OR LIVESTOCK DICIPLINES. |  |   |                  |
|--------------------------------|--------------------------|--|------------------------------|------------------------|---|---|--|--|--|---|------------------|
|                                |                          | NO SCH-<br>OOLING<br>OR LESS                           | PASSED<br>GRADE 5<br>OR LESS | PASSED<br>GRADE<br>6-9 | PASSED<br>G.C.E.<br>(O/L)<br>OR EQU-<br>IVALENT | PASSED<br>G.C.E.<br>(A/L)<br>OR EQU-<br>IVALENT | HIGHER<br>ACADE-<br>MIC QU-<br>CATIONS | UNSPEC-<br>IFIED   | HAVING<br>TECHNI-<br>CAL OR<br>PROFESS-<br>IONAL<br>QUALIFI-<br>CATION<br>IN AG.<br>OR LIVE. | NOT<br>HAVING<br>TECHNI-<br>CAL OR<br>PROFESS-<br>IONAL<br>QUALIFI-<br>CATION<br>IN AG.<br>OR LIVE. | UNSPEC-<br>IFIED |
| Kandy District                 | 107151                   | 15296  | 45551                        | 29465                  | 12649   | 1876  | 2039                                   | 275  | 2904   | 103455  | 792              |
| GANGA IHALA KORALE             | 4281                     | 590  | 1812                         | 1310                   | 396   | 81  | 78                                     | 14   | 39   | 4214  | 28               |
| GANGA WATA KORALE              | 2656                     | 175  | 637                          | 829                    | 646   | 157   | 202                                    | 10   | 63   | 2573  | 20               |
| HARISPATTUWA                   | 16703                    | 2687   | 7113                         | 4405                   | 1860  | 307   | 279                                    | 52   | 594  | 15999   | 110              |
| KUNDASALE                      | 7676                     | 1094   | 2965                         | 2366                   | 967   | 127   | 155                                    | 2  | 123  | 7543  | 10               |
| MEDA DUMBARA                   | 7243                     | 1146   | 3215                         | 1989                   | 695   | 94  | 75                                     | 29   | 59   | 7117  | 67               |
| MINIPE                         | 6397                     | 1383   | 3571                         | 1052                   | 321   | 43  | 20                                     | 7  | 41   | 6305  | 51               |
| PANWILA                        | 1411                     | 216  | 560                          | 549                    | 70  | 8   | 6                                      | 2  | 22   | 1377  | 12               |
| PASBAGE KORALE                 | 2501                     | 271  | 970                          | 764                    | 421   | 47  | 27                                     | 1  | 48   | 2433  | 25               |
| PATHA DUMBARA                  | 7073                     | 904  | 3119                         | 1876                   | 846   | 152   | 147                                    | 29   | 102  | 6923  | 48               |
| PATHA HEWAHETA                 | 10900                    | 1466   | 4879                         | 2926                   | 1303  | 132   | 174                                    | 20   | 239  | 10478   | 183              |
| TUMPANE                        | 9310                     | 1239   | 3876                         | 2740                   | 1138  | 151   | 139                                    | 27   | 109  | 9173  | 28               |
| UDA-DUMBARA                    | 3573                     | 802  | 1793                         | 701                    | 208   | 26  | 17                                     | 26   | 17   | 3538  | 18               |
| UDU-NUWARA                     | 9270                     | 986  | 3755                         | 2716                   | 1329  | 229   | 238                                    | 17   | 379  | 8855  | 36               |
| UDA-PALATA                     | 8982                     | 1092   | 3680                         | 2710                   | 1116  | 132   | 237                                    | 15   | 119  | 8831  | 32               |
| YATI NUWARA                    | 9175                     | 1245   | 3606                         | 2532                   | 1333  | 190   | 245                                    | 24   | 955  | 8096  | 124              |

TABLE 3A - NUMBER OF OPERATORS AND AREA OWNED BY THE TYPE OF OWNERSHIP OF LAND

AREA IN ACRES

| A.G.A. DIVISION    | TOTAL<br>NO OF<br>OPERATORS | TOTAL<br>AREA<br>OWNED BY<br>OPERATORS | NO. OF OPERATORS AND AREA OWNED |                         |        |                                      |        |                        |        |
|--------------------|-----------------------------|--|---------------------------------|-------------------------|--------|--------------------------------------|--------|------------------------|--------|
|                    |                             |  | NOT OWNING<br>ANY LAND          | OWNING HOME GARDEN ONLY |        | OWNING HOME GARDEN AND<br>OTHER LAND |        | OWNING OTHER LAND ONLY |        |
|                    |                             |  |                                 | NUMBER                  | NUMBER | AREA                                 | NUMBER | AREA                   | NUMBER |
| Kandy District     | 107151                      | 134538                                 | 11965                           | 48726                   | 27373  | 38024                                | 88818  | 8430                   | 18346  |
| GANGA IHALA KORALE | 4281                        | 5316                                   | 630                             | 1560                    | 851    | 1264                                 | 3011   | 826                    | 1454   |
| GANGA WATA KORALE  | 2656                        | 2265                                   | 554                             | 1492                    | 684    | 493                                  | 988    | 114                    | 594    |
| HARISPATTUWA       | 16703                       | 18583                                  | 1682                            | 8173                    | 4389   | 6197                                 | 13116  | 651                    | 1077   |
| KUNDASALE          | 7676                        | 8296                                   | 638                             | 3929                    | 2013   | 2241                                 | 4018   | 868                    | 2265   |
| MEDA DUMBARA       | 7243                        | 11406                                  | 1068                            | 2330                    | 1919   | 3113                                 | 7849   | 731                    | 1638   |
| MINIPE             | 6397                        | 11501                                  | 1767                            | 1550                    | 1297   | 2671                                 | 9041   | 409                    | 1163   |
| PANWILA            | 1411                        | 1915                                   | 57                              | 666                     | 441    | 566                                  | 1226   | 122                    | 248    |
| PASBAGE KORALE     | 2501                        | 2771                                   | 177                             | 1441                    | 954    | 732                                  | 1490   | 151                    | 326    |
| PATHA DUMBARA      | 7073                        | 6330                                   | 751                             | 4169                    | 2360   | 1704                                 | 3117   | 449                    | 853    |
| PATHA HEWAHETA     | 10900                       | 13695                                  | 998                             | 4873                    | 3194   | 4099                                 | 8707   | 930                    | 1794   |
| TUMPANE            | 9310                        | 13215                                  | 818                             | 3367                    | 1912   | 3633                                 | 8179   | 1491                   | 3124   |
| UDA-DUMBARA        | 3573                        | 8770                                   | 506                             | 596                     | 555    | 2026                                 | 6772   | 445                    | 1443   |
| UDU-NUWARA         | 9270                        | 9990                                   | 522                             | 5209                    | 2235   | 3255                                 | 7175   | 284                    | 580    |
| UDA-PALATA         | 8982                        | 9542                                   | 1394                            | 4398                    | 2174   | 2641                                 | 6203   | 549                    | 1165   |
| YATI NUWARA        | 9175                        | 10943                                  | 403                             | 4973                    | 2395   | 3389                                 | 7926   | 410                    | 622    |

TABLE 3B - DISTRIBUTION OF OPERATORS AND AREA OWNED BY THE TYPE OF OWNERSHIP OF LAND

| SIZE CLASS OF THE HOLDINGS ACRES. | TOTAL NO OF OPERATORS | TOTAL AREA OWNED BY OPERATORS | NO. OF OPERATORS AND AREA OWNED |                         |        |                                   |        |                        |        |
|-----------------------------------|-----------------------|-------------------------------|---------------------------------|-------------------------|--------|-----------------------------------|--------|------------------------|--------|
|                                   |                       |                               | NOT OWNING ANY LAND             | OWNING HOME GARDEN ONLY |        | OWNING HOME GARDEN AND OTHER LAND |        | OWNING OTHER LAND ONLY |        |
|                                   |                       |                               |                                 | NUMBER                  | NUMBER | AREA                              | NUMBER | AREA                   | NUMBER |
| T O T A L                         | 107151                | 134535                        | 11965                           | 48726                   | 27373  | 38024                             | 88818  | 8430                   | 18345  |
| LESS THAN 1/8                     | 2711                  | 162                           | 827                             | 1797                    | 153    | 33                                | 4      | 53                     | 5      |
| 1/8 TO LESS THAN 1/4              | 6186                  | 885                           | 868                             | 4859                    | 770    | 299                               | 87     | 160                    | 28     |
| 1/4 TO LESS THAN 1/2              | 20181                 | 5070                          | 1888                            | 15566                   | 4083   | 2046                              | 784    | 680                    | 202    |
| 1/2 TO LESS THAN 1                | 27281                 | 13655                         | 3062                            | 14948                   | 7542   | 7494                              | 5091   | 1776                   | 1023   |
| 1 TO LESS THAN 2                  | 24981                 | 24829                         | 2929                            | 8033                    | 7244   | 11541                             | 14716  | 2477                   | 2869   |
| 2 TO LESS THAN 3                  | 11310                 | 20191                         | 1354                            | 2204                    | 3539   | 6437                              | 14024  | 1314                   | 2628   |
| 3 TO LESS THAN 4                  | 6245                  | 17420                         | 468                             | 711                     | 1515   | 4414                              | 14012  | 652                    | 1893   |
| 4 TO LESS THAN 5                  | 2793                  | 9989                          | 220                             | 253                     | 732    | 1918                              | 7733   | 402                    | 1524   |
| 5 TO LESS THAN 7                  | 2609                  | 12862                         | 149                             | 202                     | 761    | 1859                              | 10112  | 399                    | 1989   |
| 7 TO LESS THAN 10                 | 1486                  | 10354                         | 94                              | 78                      | 456    | 1065                              | 8120   | 248                    | 1778   |
| 10 TO LESS THAN 20                | 1044                  | 11300                         | 77                              | 67                      | 501    | 705                               | 8448   | 195                    | 2351   |
| 20 AND ABOVE                      | 324                   | 7818                          | 29                              | 8                       | 77     | 213                               | 5687   | 74                     | 2055   |

TABLE 4A - NUMBER AND AREA OF OPERATIONAL HOLDINGS BY OPERATIONAL STATUS OF OPERATORS

| A.G.A. DIVISION    | TOTAL NO.<br>OF HOLDINGS | TOTAL AREA<br>OF HOLDINGS | NUMBER AND AREA OF AGRICULTURAL HOLDINGS OPERATED |        |                 |      |                    |      |                |      |             |      |
|--------------------|--------------------------|---------------------------|---|--------|-----------------|------|--------------------|------|----------------|------|-------------|------|
|                    |                          |                           | ON OWN ACCOUNT                                    |        | FOR INSTITUTION |      | FOR PRIVATE PERSON |      | IN PARTNERSHIP |      | UNSPECIFIED |      |
|                    |                          |                           | NUMBER  | AREA   | NUMBER          | AREA | NUMBER             | AREA | NUMBER         | AREA | NUMBER      | AREA |
|                    |                          |                           |   |        |                 |      |                    |      |                |      |             |      |
| Kandy District     | 106700                   | 162533                    | 104241  | 157033 | 861             | 2191 | 1028               | 2151 | 511            | 1064 | 59          | 91   |
| GANGA IHALA KORALE | 4273                     | 6466                      | 4195  | 6215   | 44              | 98   | 19                 | 94   | 8              | 52   | 7           | 7    |
| GANGA WATA KORALE  | 2449                     | 2351                      | 2231  | 1929   | 10              | 17   | 39                 | 139  | 169            | 266  | -           | -    |
| HARISPATTUNA       | 16663                    | 22579                     | 16259   | 21963  | 138             | 237  | 206                | 287  | 34             | 54   | 26          | 37   |
| KUNDASALE          | 7668                     | 9625                      | 7530  | 9389   | 38              | 122  | 41                 | 96   | 7              | 17   | 2           | 1    |
| MEDA DUMBARA       | 7234                     | 14870                     | 7204  | 14698  | 7               | 11   | 11                 | 115  | 10             | 39   | 2           | 6    |
| MINIPE             | 6383                     | 15167                     | 5980  | 14094  | 298             | 849  | 84                 | 178  | 17             | 35   | 4           | 12   |
| PANWILA            | 1411                     | 2029                      | 1409  | 2022   | 2               | 7    | -                  | -    | -              | -    | -           | -    |
| PASBAGE KORALE     | 2498                     | 3132                      | 2465  | 3059   | 3               | 7    | 22                 | 52   | 7              | 13   | 1           | 1    |
| PATHA-DUMBARA      | 7035                     | 7588                      | 6959  | 7388   | 32              | 43   | 8                  | 52   | 36             | 105  | -           | -    |
| PATHA HEWAHETA     | 10861                    | 16578                     | 10322   | 15716  | 78              | 185  | 326                | 400  | 131            | 269  | 4           | 8    |
| TUMPANE            | 9293                     | 15281                     | 9135  | 14837  | 35              | 43   | 88                 | 292  | 33             | 106  | 2           | 3    |
| UDA-DUMBARA        | 3574                     | 11043                     | 3560  | 11007  | 7               | 16   | 2                  | 10   | 2              | 3    | 3           | 7    |
| UDU-NUWARA         | 9228                     | 11297                     | 9131  | 11165  | 15              | 26   | 45                 | 61   | 36             | 43   | 1           | 1    |
| UDA-PALATA         | 8973                     | 12511                     | 8760  | 11881  | 118             | 337  | 81                 | 251  | 11             | 38   | 3           | 3    |
| YATI NUWARA        | 9157                     | 12016                     | 9051  | 11670  | 36              | 193  | 56                 | 124  | 10             | 24   | 4           | 5    |

TABLE 4B - DISTRIBUTION OF OPERATIONAL HOLDINGS BY SIZE CLASS OF THE HOLDINGS AND OPERATIONAL STATUS OF OPERATORS

AREA IN ACRES

| SIZE CLASS OF THE HOLDINGS ACRES. | TOTAL NO. OF HOLDINGS | TOTAL AREA OF HOLDINGS | NUMBER AND AREA OF AGRICULTURAL HOLDINGS OPERATED |        |                 |      |                    |      |                |      |             |      |
|-----------------------------------|-----------------------|------------------------|---|--------|-----------------|------|--------------------|------|----------------|------|-------------|------|
|                                   |                       |                        | ON OWN ACCOUNT                                    |        | FOR INSTITUTION |      | FOR PRIVATE PERSON |      | IN PARTNERSHIP |      | UNSPECIFIED |      |
|                                   |                       |                        | NUMBER  | AREA   | NUMBER          | AREA | NUMBER             | AREA | NUMBER         | AREA | NUMBER      | AREA |
| T O T A L . . . . .               | 106701                | 162533                 | 104241  | 157036 | 861             | 2189 | 1028               | 2150 | 512            | 1066 | 59          | 91   |
| LESS THAN 1/8. . . . .            | 2711                  | 175                    | 2671  | 173    | 6               | -    | 31                 | 1    | 3              | -    | -           | -    |
| 1/8 TO LESS THAN 1/4              | 6179                  | 983                    | 6092  | 971    | 24              | 4    | 51                 | 7    | 11             | 2    | 1           | -    |
| 1/4 TO LESS THAN 1/2              | 20127                 | 5590                   | 19776   | 5495   | 108             | 29   | 176                | 48   | 56             | 16   | 11          | 3    |
| 1/2 TO LESS THAN 1                | 27127                 | 16557                  | 26541   | 16203  | 153             | 88   | 249                | 152  | 169            | 103  | 15          | 10   |
| 1 TO LESS THAN 2                  | 24879                 | 31731                  | 24254   | 30943  | 205             | 257  | 272                | 335  | 130            | 172  | 18          | 24   |
| 2 TO LESS THAN 3                  | 11266                 | 25505                  | 10997   | 24901  | 141             | 316  | 69                 | 152  | 92             | 119  | 7           | 16   |
| 3 TO LESS THAN 4                  | 6211                  | 20392                  | 6034  | 19812  | 86              | 283  | 52                 | 167  | 36             | 120  | 3           | 10   |
| 4 TO LESS THAN 5                  | 2780                  | 11870                  | 2686  | 11468  | 50              | 216  | 30                 | 128  | 13             | 53   | 1           | 5    |
| 5 TO LESS THAN 7                  | 2595                  | 14706                  | 2509  | 14228  | 42              | 234  | 29                 | 162  | 14             | 76   | 1           | 6    |
| 7 TO LESS THAN 10                 | 1473                  | 11800                  | 1420  | 11383  | 18              | 141  | 22                 | 177  | 11             | 82   | 2           | 17   |
| 10 TO LESS THAN 20                | 1035                  | 13558                  | 974   | 12756  | 15              | 200  | 34                 | 440  | 12             | 162  | -           | -    |
| 20 AND ABOVE. . . . .             | 318                   | 9666                   | 287   | 8703   | 13              | 421  | 13                 | 381  | 5              | 161  | -           | -    |

TABLE 05A - NUMBER OF OPERATIONAL HOLDINGS BY TYPE

| A.G.A. DIVISION             | (AREA IN ACRES) |         |                                    |        |                             |        |                                 |       |
|-----------------------------|-----------------|---------|------------------------------------|--------|-----------------------------|--------|---------------------------------|-------|
|                             | ALL HOLDINGS    |         | HOLDINGS WITH<br>CROPS & LIVESTOCK |        | HOLDINGS WITH<br>CROPS ONLY |        | HOLDINGS WITH<br>LIVESTOCK ONLY |       |
|                             | NUMBER          | AREA    | NUMBER                             | AREA   | NUMBER                      | AREA   | NUMBER                          | AREA  |
| KANDY DISTRICT              | 106,700         | 162,533 | 36,738                             | 70,969 | 67,710                      | 90,062 | 2,252                           | 1,502 |
| GANGA IHALA KORALE          | 4,273           | 6,466   | 990                                | 2,049  | 3,230                       | 4,401  | 53                              | 16    |
| GANGA WATAKORALE/K.G. KANDY | 2,449           | 2,351   | 414                                | 359    | 1,831                       | 1,921  | 204                             | 71    |
| HARISPATTUWA                | 16,663          | 22,579  | 5,125                              | 8,420  | 11,414                      | 14,091 | 124                             | 68    |
| KUNDASALE                   | 7,668           | 9,625   | 2,358                              | 3,663  | 5,146                       | 5,893  | 164                             | 69    |
| MEDA DUMBARA                | 7,234           | 14,870  | 2,983                              | 7,066  | 4,126                       | 7,691  | 125                             | 113   |
| MINIPE                      | 6,383           | 15,167  | 3,841                              | 10,434 | 2,385                       | 4,502  | 157                             | 231   |
| PANWILA                     | 1,411           | 2,029   | 464                                | 742    | 884                         | 1,209  | 63                              | 78    |
| PASBAGE KORALE              | 2,498           | 3,132   | 555                                | 887    | 1,910                       | 2,215  | 33                              | 30    |
| PATHA DUMBARA               | 7,035           | 7,588   | 2,293                              | 2,943  | 4,638                       | 4,603  | 104                             | 42    |
| PATHA HEWAHETA              | 10,861          | 16,578  | 4,569                              | 8,200  | 5,843                       | 8,038  | 449                             | 340   |
| TUMPANE                     | 9,293           | 15,281  | 3,503                              | 6,441  | 5,654                       | 8,776  | 136                             | 64    |
| UDA DUMBARA                 | 3,574           | 11,043  | 2,135                              | 7,335  | 1,361                       | 3,557  | 78                              | 151   |
| UDU-NUWARA                  | 9,228           | 11,297  | 2,756                              | 4,128  | 6,328                       | 7,103  | 144                             | 66    |
| UDA PALATA                  | 8,973           | 12,511  | 2,429                              | 4,497  | 6,298                       | 7,937  | 246                             | 77    |
| YATI NUWARA                 | 9,157           | 12,016  | 2,323                              | 3,805  | 6,662                       | 8,125  | 172                             | 86    |

TABLE 05B - DISTRIBUTION OF OPERATIONAL HOLDINGS BY TYPE

| SIZE CLASS OF THE<br>HOLDINGS ACRES | AREA IN ACRES |         |                                    |        |                             |        |                                 |       |
|-------------------------------------|---------------|---------|------------------------------------|--------|-----------------------------|--------|---------------------------------|-------|
|                                     | ALL HOLDINGS  |         | HOLDINGS WITH<br>CROPS & LIVESTOCK |        | HOLDINGS WITH<br>CROPS ONLY |        | HOLDINGS WITH<br>LIVESTOCK ONLY |       |
|                                     | NUMBER        | AREA    | NUMBER                             | AREA   | NUMBER                      | AREA   | NUMBER                          | AREA  |
| TOTAL                               | 106,700       | 162,533 | 36,448                             | 70,872 | 67,926                      | 90,161 | 2,326                           | 1,500 |
| LESS THAN 1/8                       | 2,711         | 175     | 480                                | 35     | 1,734                       | 125    | 497                             | 15    |
| 1/8 TO LESS THAN 1/4                | 6,179         | 983     | 1,310                              | 208    | 4,488                       | 719    | 381                             | 56    |
| 1/4 TO LESS THAN 1/2                | 20,127        | 5,590   | 4,594                              | 1,306  | 14,946                      | 4,130  | 587                             | 154   |
| 1/2 TO LESS THAN 1                  | 27,127        | 16,557  | 8,215                              | 5,140  | 18,499                      | 11,182 | 413                             | 235   |
| 1 TO LESS THAN 2                    | 24,879        | 31,731  | 9,405                              | 12,284 | 15,225                      | 19,155 | 249                             | 292   |
| 2 TO LESS THAN 3                    | 11,265        | 25,505  | 5,023                              | 11,466 | 6,144                       | 13,828 | 98                              | 211   |
| 3 TO LESS THAN 4                    | 6,211         | 20,392  | 3,320                              | 10,898 | 2,837                       | 9,320  | 54                              | 174   |
| 4 TO LESS THAN 5                    | 2,780         | 11,870  | 1,495                              | 6,362  | 1,268                       | 5,436  | 17                              | 72    |
| 5 TO LESS THAN 7                    | 2,595         | 14,706  | 1,259                              | 7,135  | 1,320                       | 7,484  | 16                              | 87    |
| 7 TO LESS THAN 10                   | 1,473         | 11,800  | 760                                | 6,111  | 708                         | 5,651  | 5                               | 38    |
| 10 TO LESS THAN 20                  | 1,035         | 13,558  | 452                                | 5,822  | 577                         | 7,660  | 6                               | 76    |
| 20 AND ABOVE                        | 318           | 9,666   | 135                                | 4,105  | 180                         | 5,471  | 3                               | 90    |



TABLE 6A - NUMBER AND OPERATED AREA UNDER DIFFERENT CATEGORIES

AREA IN ACRES

| A. G. A<br>DIVISION | ALL HOLDINGS |        | NUMBER OF HOLDINGS REPORTING AND AREA UNDER EACH CATEGORY. |       |   |       |                                    |       |                                       |       |                                 |       |             |      |
|---------------------|--------------|--------|--|-------|---|-------|------------------------------------|-------|---------------------------------------|-------|---------------------------------|-------|-------------|------|
|                     |              |        | HOME GARDEN  |       | OTHER HIGHLANDS<br>OWNED BY THE<br>OPERATOR |       | OTHER HIGHLANDS<br>OWNED BY OTHERS |       | PADDY LANDS OWNED<br>BY THE OPERATOR. |       | PADDY LANDS OWNED<br>BY OTHERS. |       | UNSPECIFIED |      |
|                     | NUMBER       | AREA   | NUMBER   | AREA  | NUMBER                                      | AREA  | NUMBER                             | AREA  | NUMBER                                | AREA  | NUMBER                          | AREA  | NUMBER      | AREA |
| Kandy District      | 106700       | 162533 | 92055  | 56468 | 27817                                       | 49957 | 8020                               | 12831 | 31422                                 | 26720 | 20308                           | 16476 | 515         | 83   |
| GANGA IHALA KORALE  | 4273         | 6466   | 3221   | 1712  | 1640  | 3018  | 332                                | 540   | 1015                                  | 669   | 623                             | 527   | 19          | -    |
| GANGA WATA KORALE   | 2449         | 2351   | 2144   | 1034  | 247   | 743   | 125                                | 132   | 357                                   | 262   | 236                             | 181   | 31          | -    |
| HARISPATTUNA        | 16663        | 22579  | 14628  | 8401  | 4720  | 7683  | 1007                               | 1242  | 4860                                  | 3115  | 3413                            | 2087  | 96          | 51   |
| KUNDASALE           | 7668         | 9625   | 6469   | 3566  | 1819  | 3223  | 518                                | 963   | 2047                                  | 1223  | 1047                            | 650   | 19          | -    |
| MEDA DUMBARA        | 7234         | 14870  | 6141   | 5116  | 2300  | 4443  | 896                                | 1494  | 2787                                  | 2078  | 2218                            | 1739  | 31          | -    |
| MINIPE              | 6383         | 15167  | 5672   | 5730  | 348   | 497   | 84                                 | 160   | 2994                                  | 6032  | 1936                            | 2743  | 106         | 6    |
| PANWILA             | 1411         | 2029   | 1294   | 845   | 340   | 783   | 19                                 | 40    | 453                                   | 299   | 98                              | 61    | -           | -    |
| PASBAGE KORALE      | 2498         | 3132   | 2336   | 1369  | 668   | 1131  | 117                                | 135   | 315                                   | 275   | 221                             | 223   | 1           | -    |
| PATHA DUMBARA       | 7035         | 7588   | 6332   | 3715  | 1234  | 1929  | 336                                | 546   | 1227                                  | 729   | 1121                            | 669   | 25          | -    |
| PATHA HEWAHETA      | 10861        | 16578  | 8627   | 5481  | 3102  | 5636  | 1287                               | 1970  | 3369                                  | 2175  | 1952                            | 1311  | 38          | 5    |
| TUMPANE             | 9293         | 15281  | 7515   | 4355  | 3664  | 6457  | 790                                | 1426  | 3411                                  | 2061  | 1673                            | 982   | 12          | 1    |
| UDA-DUMBARA         | 3574         | 11043  | 2832   | 2118  | 1388  | 3200  | 909                                | 1530  | 1884                                  | 2469  | 1424                            | 1726  | 1           | -    |
| UDU-NUWARA          | 9228         | 11297  | 8603   | 4408  | 1837  | 3082  | 425                                | 558   | 2518                                  | 1958  | 1622                            | 1284  | 16          | 7    |
| UDA-PALATA          | 8973         | 12511  | 7812   | 3899  | 2324  | 4316  | 773                                | 1594  | 1598                                  | 1352  | 1491                            | 1339  | 50          | 11   |
| YATI NUWARA         | 9157         | 12016  | 8429   | 4719  | 2186  | 3816  | 402                                | 501   | 2587                                  | 2023  | 1233                            | 954   | 70          | 2    |

TABLE 6B - DISTRIBUTION OF HOLDINGS AND OPERATED AREA UNDER DIFFERENT CATEGORIES

| SIZE CLASS OF<br>THE HOLDINGS<br>ACRES | AREA IN ACRES. |        |   |        |   |        |                                    |        |                                       |        |                                 |        |             |        |      |
|--|----------------|--------|---|--------|---|--------|------------------------------------|--------|---------------------------------------|--------|---------------------------------|--------|-------------|--------|------|
|  | ALL HOLDINGS   |        | NUMBER OF HOLDINGS REPORTING AND AREA UNDER EACH CATEGORY |        |   |        |                                    |        |                                       |        |                                 |        |             |        |      |
|  | NUMBER         | AREA   | HOME GARDEN   |        | OTHER HIGHLANDS<br>OWNED BY THE<br>OPERATOR |        | OTHER HIGHLANDS<br>OWNED BY OTHERS |        | PADDY LANDS OWNED<br>BY THE OPERATOR. |        | PADDY LANDS OWNED<br>BY OTHERS. |        | UNSPECIFIED |        |      |
|  |                | NUMBER | AREA  | NUMBER | AREA  | NUMBER | AREA                               | NUMBER | AREA                                  | NUMBER | AREA                            | NUMBER | AREA        | NUMBER | AREA |
| T O T A L                              | 106700         | 162533 | 92056   | 56468  | 27816                                       | 49958  | 8017                               | 12830  | 31421                                 | 26721  | 20309                           | 16476  | 515         | 82     |      |
| LESS THAN 1/8                          | 2711           | 175    | 2249  | 167    | 64  | 3      | 15                                 | 1      | 32                                    | 2      | 18                              | 1      | 383         | -      |      |
| 1/8 TO LESS THAN 1/4                   | 6179           | 983    | 5883  | 904    | 166   | 21     | 74                                 | 10     | 274                                   | 30     | 112                             | 15     | 20          | 3      |      |
| 1/4 TO LESS THAN 1/2                   | 20127          | 5590   | 18747   | 4652   | 1088  | 243    | 444                                | 103    | 1797                                  | 332    | 1010                            | 245    | 59          | 15     |      |
| 1/2 TO LESS THAN 1                     | 27127          | 16557  | 23869   | 10299  | 4328  | 1751   | 1173                               | 499    | 5813                                  | 1888   | 4819                            | 2105   | 25          | 15     |      |
| 1 TO LESS THAN 2                       | 24879          | 31731  | 20577   | 13574  | 8237  | 6338   | 2345                               | 1872   | 8957                                  | 4711   | 7329                            | 5215   | 18          | 22     |      |
| 2 TO LESS THAN 3                       | 11265          | 25505  | 9120  | 9069   | 5301  | 6967   | 1481                               | 1861   | 5237                                  | 4209   | 3376                            | 3389   | 5           | 11     |      |
| 3 TO LESS THAN 4                       | 6211           | 20392  | 5277  | 6082   | 2961  | 5458   | 848                                | 1385   | 3918                                  | 5309   | 1660                            | 2147   | 4           | 11     |      |
| 4 TO LESS THAN 5                       | 2780           | 11870  | 2240  | 3067   | 1684  | 3996   | 520                                | 1047   | 1845                                  | 2618   | 786                             | 1138   | 1           | 5      |      |
| 5 TO LESS THAN 7                       | 2595           | 14706  | 2026  | 3137   | 1907  | 6557   | 498                                | 1434   | 1704                                  | 2585   | 661                             | 993    | -           | -      |      |
| 7 TO LESS THAN 10                      | 1473           | 11800  | 1117  | 2365   | 1028  | 5066   | 300                                | 1211   | 1041                                  | 2556   | 311                             | 602    | -           | -      |      |
| 10 TO LESS THAN 20                     | 1035           | 13558  | 732   | 2068   | 813   | 7511   | 239                                | 1905   | 619                                   | 1671   | 177                             | 403    | -           | -      |      |
| 20 AND ABOVE                           | 318            | 9666   | 219   | 1084   | 259   | 6047   | 80                                 | 1502   | 184                                   | 810    | 50                              | 223    | -           | -      |      |

TABLE 7 - DISTRIBUTION OF HOLDINGS REPORTING PADDY

AREA IN ACRES

## NUMBER OF HOLDINGS REPORTING ASWEDDUMISED PADDY LAND AND TOTAL AREA OF SUCH HOLDINGS

| A.G.A.<br>DIVISION | NO PADDY       |       | LESS 1/8 |      | 1/8 TO LESS<br>THAN 1/4 |      | 1/4 TO LESS<br>THAN 1/2 |      | 1/2 TO LESS<br>THAN 1 |       | 1 TO LESS<br>THAN 2 |       | 2 TO LESS<br>THAN 3 |      |
|--------------------|----------------|-------|----------|------|-------------------------|------|-------------------------|------|-----------------------|-------|---------------------|-------|---------------------|------|
|                    | NUMBER         | AREA  | NUMBER   | AREA | NUMBER                  | AREA | NUMBER                  | AREA | NUMBER                | AREA  | NUMBER              | AREA  | NUMBER              | AREA |
|                    | Kandy District | 59662 | 54912    | 1458 | 127                     | 2875 | 487                     | 9798 | 2976                  | 16174 | 9717                | 10728 | 12950               | 4282 |
| GANGA IHALA KORALE | 2748           | 2770  | 58       | 5    | 115                     | 20   | 370                     | 107  | 567                   | 338   | 315                 | 384   | 59                  | 133  |
| GANGA WATA KORALE  | 1882           | 1385  | 22       | 2    | 39                      | 9    | 172                     | 56   | 193                   | 130   | 109                 | 139   | 16                  | 36   |
| HARISPATTUWA       | 9138           | 7764  | 318      | 29   | 650                     | 113  | 2162                    | 697  | 2823                  | 1748  | 1251                | 1526  | 208                 | 458  |
| KUNDASALE          | 4808           | 4106  | 122      | 11   | 248                     | 42   | 827                     | 257  | 1078                  | 666   | 477                 | 571   | 68                  | 152  |
| MEDA DUMBARA       | 2890           | 4352  | 71       | 7    | 176                     | 30   | 880                     | 259  | 1641                  | 989   | 1207                | 1490  | 253                 | 559  |
| MINIPE             | 1667           | 1411  | 4        | -    | 2                       | -    | 58                      | 16   | 568                   | 311   | 1477                | 1670  | 2048                | 4308 |
| PANWILA            | 878            | 1042  | 13       | 1    | 34                      | 6    | 119                     | 34   | 239                   | 140   | 105                 | 120   | 16                  | 34   |
| PASBAGE KORALE     | 1995           | 1952  | -        | -    | 6                       | 1    | 93                      | 24   | 187                   | 108   | 161                 | 195   | 31                  | 67   |
| PATHA-DUMBARA      | 4839           | 3703  | 70       | 6    | 156                     | 28   | 695                     | 214  | 871                   | 526   | 336                 | 409   | 44                  | 97   |
| PATHA HEWAHETA     | 6107           | 6840  | 235      | 20   | 430                     | 70   | 1099                    | 335  | 1760                  | 1040  | 941                 | 1128  | 204                 | 443  |
| TUMPANE            | 4664           | 4387  | 303      | 26   | 454                     | 79   | 1271                    | 404  | 1697                  | 1049  | 688                 | 852   | 141                 | 311  |
| UDA-DUMBARA        | 814            | 2025  | 1        | -    | 24                      | 3    | 129                     | 34   | 699                   | 400   | 1040                | 1296  | 557                 | 1208 |
| UDU-NUWARA         | 5396           | 3388  | 92       | 7    | 234                     | 38   | 739                     | 211  | 1456                  | 866   | 982                 | 1174  | 227                 | 500  |
| UDA-PALATA         | 6228           | 5826  | 52       | 4    | 115                     | 16   | 475                     | 128  | 980                   | 572   | 785                 | 956   | 216                 | 479  |
| YATI NUWARA        | 5608           | 3961  | 97       | 9    | 192                     | 32   | 709                     | 200  | 1415                  | 834   | 854                 | 1040  | 194                 | 434  |

TABLE 7 (CONTD.) - DISTRIBUTION OF HOLDINGS REPORTING PADDY

AREA IN ACRES

| A.G.A.<br>DIVISION | NUMBER OF HOLDINGS REPORTING ASHEDDUMISED PADDY LAND AND TOTAL<br>AREA OF SUCH HOLDINGS |      |                     |      |                     |      |                      |      |                       |      |                       |      |                |      |
|--------------------|---|------|---------------------|------|---------------------|------|----------------------|------|-----------------------|------|-----------------------|------|----------------|------|
|                    | 3 TO LESS<br>THAN 4   |      | 4 TO LESS<br>THAN 5 |      | 5 TO LESS<br>THAN 7 |      | 7 TO LESS<br>THAN 10 |      | 10 TO LESS<br>THAN 15 |      | 15 TO LESS<br>THAN 20 |      | 20 AND<br>OVER |      |
|                    | NUMBER  | AREA | NUMBER              | AREA | NUMBER              | AREA | NUMBER               | AREA | NUMBER                | AREA | NUMBER                | AREA | NUMBER         | AREA |
| Kandy District     | 862   | 2741 | 338                 | 1414 | 400                 | 2122 | 77                   | 601  | 37                    | 417  | 13                    | 220  | 8              | 205  |
| GANGA IHALA KORALE | 27  | 86   | 4                   | 18   | 6                   | 31   | 1                    | 7    | 1                     | 12   | -                     | -    | 2              | 55   |
| GANGA WATA KORALE  | 10  | 39   | 2                   | 8    | 4                   | 22   | -                    | -    | -                     | -    | -                     | -    | -              | -    |
| HARISPATTUWA       | 51  | 165  | 18                  | 77   | 24                  | 135  | 11                   | 88   | 4                     | 47   | 4                     | 69   | 2              | 49   |
| KUNDASALE          | 26  | 82   | 8                   | 34   | 4                   | 22   | 2                    | 17   | -                     | -    | 1                     | 19   | -              | -    |
| MEDA DUMBARA       | 68  | 215  | 24                  | 102  | 19                  | 104  | 5                    | 40   | 2                     | 23   | -                     | -    | -              | -    |
| MINIPE             | 220   | 690  | 99                  | 417  | 210                 | 1079 | 23                   | 180  | 7                     | 80   | -                     | -    | 1              | 23   |
| PANWILA            | 4   | 13   | 2                   | 8    | 1                   | 5    | -                    | -    | -                     | -    | -                     | -    | -              | -    |
| PASBAGE KORALE     | 13  | 43   | 10                  | 42   | 3                   | 17   | -                    | -    | -                     | -    | -                     | -    | -              | -    |
| PATHA DUMBARA      | 11  | 34   | 3                   | 13   | 5                   | 29   | 3                    | 22   | 2                     | 20   | -                     | -    | -              | -    |
| PATHA HEWAHETA     | 46  | 145  | 16                  | 67   | 6                   | 34   | 8                    | 62   | 7                     | 76   | 2                     | 34   | 1              | 30   |
| TUMPANE            | 41  | 131  | 15                  | 62   | 15                  | 83   | 3                    | 21   | 1                     | 11   | 1                     | 15   | -              | -    |
| UDA-DUMBARA        | 183   | 582  | 67                  | 277  | 45                  | 251  | 10                   | 76   | 3                     | 34   | 1                     | 15   | 1              | 20   |
| UDU-NUWARA         | 53  | 166  | 21                  | 87   | 24                  | 129  | 3                    | 25   | 2                     | 22   | 1                     | 16   | -              | -    |
| UDA-PALATA         | 61  | 196  | 32                  | 132  | 22                  | 120  | 4                    | 30   | 3                     | 32   | -                     | -    | 1              | 28   |
| YATI NUWARA        | 48  | 154  | 17                  | 70   | 12                  | 61   | 4                    | 33   | 5                     | 60   | 3                     | 52   | -              | -    |

TABLE 8A - NUMBER OF OPERATIONAL HOLDINGS HAVING ONLY HOME GARDENS, ONLY HIGHLAND, ONLY PADDY AND  
RESPECTIVE AREAS

| A.G.A.<br>DIVISION | AREA IN ACRES |        |                          |       |                        |       |                         |      |
|--------------------|---------------|--------|--------------------------|-------|------------------------|-------|-------------------------|------|
|                    | ALL HOLDINGS  |        | HAVING ONLY HOME GARDENS |       | HAVING ONLY HIGH LANDS |       | HAVING ONLY PADDY LANDS |      |
|                    | NUMBER        | AREA   | NUMBER                   | AREA  | NUMBER                 | AREA  | NUMBER                  | AREA |
| Kandy District     | 106700        | 162533 | 46407                    | 26566 | 4460                   | 15853 | 3417                    | 3400 |
| GANGA IHALA KORALE | 4273          | 6466   | 1695                     | 991   | 500                    | 1310  | 140                     | 128  |
| GANGA WATA KORALE  | 2449          | 2351   | 1643                     | 795   | 59                     | 512   | 109                     | 99   |
| HARISPATTUWA       | 16663         | 22579  | 7040                     | 3822  | 488                    | 1171  | 571                     | 584  |
| KUNDASALE          | 7668          | 9625   | 3774                     | 1898  | 480                    | 2088  | 156                     | 119  |
| MEDA DUMBARA       | 7234          | 14870  | 2096                     | 2033  | 211                    | 1150  | 369                     | 287  |
| MINIPE             | 6383          | 15167  | 1520                     | 1274  | 19                     | 78    | 338                     | 612  |
| PANWILA            | 1411          | 2029   | 643                      | 404   | 96                     | 441   | 8                       | 3    |
| PASBAGE KORALE     | 2498          | 3132   | 1481                     | 946   | 101                    | 303   | 17                      | 13   |
| PATHA DUMBARA      | 7035          | 7588   | 4149                     | 2348  | 243                    | 972   | 97                      | 60   |
| PATHA HEWAHETA     | 10861         | 16578  | 4555                     | 3208  | 765                    | 3143  | 396                     | 295  |
| TUMPANE            | 9293          | 15281  | 3269                     | 1724  | 631                    | 1592  | 224                     | 130  |
| UDA-DUMBARA        | 3574          | 11043  | 477                      | 424   | 75                     | 639   | 381                     | 533  |
| UDU-NUWARA         | 9228          | 11297  | 4789                     | 2113  | 109                    | 363   | 231                     | 179  |
| UDA-PALATA         | 8973          | 12511  | 4590                     | 2380  | 448                    | 1328  | 218                     | 234  |
| YATI NUWARA        | 9157          | 12016  | 4686                     | 2206  | 235                    | 763   | 162                     | 124  |

TABLE 8B - NUMBER OF OPERATIONAL HOLDINGS HAVING ONLY HOME GARDENS, ONLY HIGHLAND ONLY PADDY AND RESPECTIVE AREAS

| SIZE CLASS OF<br>THE HOLDINGS<br>ACRES | AREA IN ACRES |        |                             |       |                           |       |                            |      |
|--|---------------|--------|-----------------------------|-------|---------------------------|-------|----------------------------|------|
|  | ALL HOLDINGS  |        | HAVING ONLY HOME<br>GARDENS |       | HAVING ONLY HIGH<br>LANDS |       | HAVING ONLY PADDY<br>LANDS |      |
|  | NUMBER        | AREA   | NUMBER                      | AREA  | NUMBER                    | AREA  | NUMBER                     | AREA |
| T O T A L                              | 106700        | 162533 | 46407                       | 26568 | 4460                      | 15854 | 3417                       | 3399 |
| LESS THAN 1/8                          | 2711          | 175    | 2220                        | 165   | 45                        | 6     | 34                         | 3    |
| 1/8 TO LESS THAN 1/4                   | 6179          | 983    | 5567                        | 876   | 139                       | 36    | 115                        | 19   |
| 1/4 TO LESS THAN 1/2                   | 20127         | 5590   | 16075                       | 4204  | 453                       | 238   | 541                        | 164  |
| 1/2 TO LESS THAN 1                     | 27127         | 16557  | 13779                       | 7426  | 1087                      | 1223  | 1130                       | 646  |
| 1 TO LESS THAN 2                       | 24879         | 31731  | 5989                        | 6357  | 1411                      | 3129  | 942                        | 987  |
| 2 TO LESS THAN 3                       | 11265         | 25505  | 1807                        | 3438  | 637                       | 2530  | 334                        | 534  |
| 3 TO LESS THAN 4                       | 6211          | 20392  | 462                         | 1246  | 241                       | 1411  | 131                        | 276  |
| 4 TO LESS THAN 5                       | 2780          | 11870  | 187                         | 630   | 100                       | 761   | 73                         | 198  |
| 5 TO LESS THAN 7                       | 2595          | 14706  | 160                         | 705   | 146                       | 1519  | 50                         | 155  |
| 7 TO LESS THAN 10                      | 1473          | 11800  | 79                          | 530   | 71                        | 985   | 32                         | 174  |
| 10 TO LESS THAN 20                     | 1035          | 13558  | 66                          | 654   | 103                       | 2388  | 24                         | 142  |
| 20 AND ABOVE                           | 318           | 9666   | 16                          | 337   | 27                        | 1628  | 11                         | 101  |

TABLE 9 - NUMBER AND AREA OF PADDY HOLDINGS BY THE TYPE OF OWNERSHIP OF PADDY LANDS

| A.G.A.<br>DIVISION | ALL HOLDINGS |        | HAVING PADDY LANDS<br>OWNED BY THE OPER-<br>ATOR ONLY |       | HAVING PADDY LANDS<br>OWNED BY OTHERS<br>ONLY |       | HAVING PADDY LANDS<br>OWNED BY OPERTORS<br>AND OTHERS |      |
|--------------------|--------------|--------|---|-------|---|-------|---|------|
|                    | NUMBER       | AREA   | NUMBER  | AREA  | NUMBER  | AREA  | NUMBER  | AREA |
| Kandy District     | 106700       | 162533 | 26733   | 23719 | 15618   | 12660 | 4693  | 6818 |
| GANGA IHALA KORALE | 4273         | 6466   | 902   | 605   | 509   | 417   | 114   | 173  |
| GANGA WATA KORALE  | 2449         | 2351   | 331   | 251   | 210   | 158   | 27  | 33   |
| HARISPATTUWA       | 16563        | 22579  | 4112  | 2766  | 2665  | 1613  | 748   | 822  |
| KUNDASALE          | 7668         | 9625   | 1814  | 1119  | 814   | 510   | 233   | 244  |
| MEDA DUMBARA       | 7234         | 14870  | 2127  | 1676  | 1558  | 1211  | 660   | 930  |
| MINIPE             | 6383         | 15167  | 2780  | 5680  | 1722  | 2434  | 214   | 661  |
| PANWILA            | 1411         | 2029   | 435   | 289   | 80  | 48    | 18  | 23   |
| PASBAGE KORALE     | 2498         | 3132   | 283   | 241   | 189   | 184   | 32  | 73   |
| PATHA DUMBARA      | 7035         | 7588   | 1074  | 645   | 969   | 570   | 153   | 184  |
| PATHA HEWAHETA     | 10861        | 16578  | 2801  | 1862  | 1385  | 928   | 568   | 697  |
| TUMPANE            | 9293         | 15281  | 2956  | 1867  | 1218  | 718   | 455   | 459  |
| UDA-DUMBARA        | 3574         | 11043  | 1336  | 1939  | 876   | 1110  | 548   | 1146 |
| UDU-NUWARA         | 9228         | 11297  | 2211  | 1787  | 1314  | 1017  | 308   | 438  |
| UDA-PALATA         | 8973         | 12511  | 1255  | 1133  | 1147  | 1016  | 344   | 542  |
| YATI NUWARA        | 9157         | 12016  | 2316  | 1859  | 962   | 726   | 271   | 393  |

TABLE 10A - NUMBER OF CATTLE BY TYPE AGE AND SEX

| A.G.A. DIVISION    | A L L C A T T L E |        |              |        |                |        | L O C A L |        |              |        |                |        |
|--------------------|-------------------|--------|--------------|--------|----------------|--------|-----------|--------|--------------|--------|----------------|--------|
|                    | ALL AGES          |        | LESS 3 YEARS |        | 3 YRS. & ABOVE |        | ALL AGES  |        | LESS 3 YEARS |        | 3 YRS. & ABOVE |        |
|                    | MALE              | FEMALE | MALE         | FEMALE | MALE           | FEMALE | MALE      | FEMALE | MALE         | FEMALE | MALE           | FEMALE |
| Kandy District     | 7901              | 36231  | 5277         | 12691  | 2624           | 23540  | 6387      | 26194  | 4019         | 8831   | 2368           | 17363  |
| GANGA IHALA KORALE | 132               | 860    | 108          | 334    | 24             | 526    | 72        | 513    | 59           | 211    | 13             | 302    |
| GANGA WATA KORALE  | 174               | 629    | 109          | 240    | 65             | 389    | 69        | 159    | 29           | 56     | 40             | 103    |
| HARISPATTUWA       | 471               | 3023   | 362          | 1168   | 109            | 1855   | 390       | 2609   | 300          | 1020   | 90             | 1589   |
| KUNDASALE          | 420               | 2809   | 360          | 1115   | 60             | 1694   | 241       | 1450   | 207          | 550    | 34             | 900    |
| MEDA DUMBARA       | 797               | 3412   | 652          | 1131   | 145            | 2281   | 610       | 2528   | 477          | 857    | 133            | 1671   |
| MINIPE             | 1861              | 4705   | 922          | 1238   | 939            | 3467   | 1831      | 4663   | 913          | 1224   | 918            | 3439   |
| PANWILA            | 112               | 727    | 103          | 292    | 9              | 435    | 62        | 317    | 60           | 111    | 2              | 206    |
| PASBAGE KORALE     | 102               | 782    | 88           | 279    | 14             | 503    | 54        | 372    | 48           | 128    | 6              | 244    |
| PATHA DUMBARA      | 224               | 1315   | 192          | 515    | 32             | 800    | 166       | 1020   | 139          | 417    | 27             | 603    |
| PATHA HEWAHETA     | 863               | 5866   | 701          | 2071   | 162            | 3795   | 566       | 3219   | 449          | 1045   | 117            | 2174   |
| TUMPANE            | 474               | 1855   | 295          | 627    | 179            | 1228   | 415       | 1648   | 263          | 544    | 152            | 1104   |
| UDA-DUMBARA        | 1305              | 3432   | 594          | 990    | 711            | 2442   | 1300      | 3418   | 592          | 984    | 708            | 2434   |
| UDU-NUWARA         | 319               | 2350   | 255          | 970    | 64             | 1380   | 237       | 1743   | 190          | 721    | 47             | 1022   |
| UDA-PALATA         | 358               | 2596   | 307          | 1007   | 51             | 1589   | 203       | 1501   | 171          | 581    | 32             | 920    |
| YATI NUWARA        | 289               | 1870   | 229          | 714    | 60             | 1156   | 171       | 1034   | 122          | 382    | 49             | 652    |



TABLE 10a(CONTD.) - NUMBER OF CATTLE BY TYPE AGE AND SEX

| A.S.A. DIVISION    | H I B R E D |        |              |        |                |        | C R U S S B R E D |        |              |        |                |        |
|--------------------|-------------|--------|--------------|--------|----------------|--------|-------------------|--------|--------------|--------|----------------|--------|
|                    | ALL AGES    |        | LESS 3 YEARS |        | 3 YRS. & ABOVE |        | ALL AGES          |        | LESS 3 YEARS |        | 3 YRS. & ABOVE |        |
|                    | MALE        | FEMALE | MALE         | FEMALE | MALE           | FEMALE | MALE              | FEMALE | MALE         | FEMALE | MALE           | FEMALE |
| Kandy District     | 367         | 2345   | 299          | 940    | 68             | 1405   | 1147              | 7692   | 959          | 2920   | 188            | 4772   |
| GANGA IHALA KORALE | 6           | 39     | 6            | 15     | -              | 24     | 54                | 308    | 43           | 108    | 11             | 200    |
| GANGA WATA KORALE  | 23          | 78     | 17           | 33     | 6              | 45     | 82                | 392    | 63           | 151    | 19             | 241    |
| HARISPATTUWA       | 14          | 87     | 7            | 31     | 7              | 56     | 67                | 327    | 55           | 117    | 12             | 210    |
| KUNDASALE          | 52          | 345    | 44           | 148    | 8              | 197    | 127               | 1014   | 109          | 417    | 18             | 597    |
| MEDA DUMBARA       | 28          | 104    | 26           | 24     | 2              | 80     | 159               | 780    | 149          | 250    | 10             | 530    |
| MINIPE             | -           | 7      | -            | 4      | -              | 3      | 30                | 35     | 9            | 10     | 21             | 25     |
| PANWILA            | 2           | 35     | 2            | 15     | -              | 20     | 48                | 375    | 41           | 166    | 7              | 209    |
| PASBAGE KORALE     | 9           | 53     | 9            | 20     | -              | 33     | 39                | 357    | 31           | 131    | 8              | 226    |
| PATHA DUMBARA      | 17          | 36     | 16           | 12     | 1              | 24     | 41                | 259    | 37           | 86     | 4              | 173    |
| PATHA HEWAHETA     | 59          | 482    | 46           | 206    | 13             | 276    | 238               | 2165   | 206          | 820    | 32             | 1345   |
| TUMPANE            | 17          | 56     | 13           | 22     | 4              | 34     | 42                | 151    | 19           | 61     | 23             | 90     |
| UDA-DUMBARA        | 5           | 10     | 2            | 4      | 3              | 6      | -                 | 4      | -            | 2      | -              | 2      |
| UDU-NUWARA         | 28          | 196    | 21           | 90     | 7              | 106    | 54                | 411    | 44           | 159    | 10             | 252    |
| UDA-PALATA         | 78          | 620    | 66           | 238    | 12             | 382    | 77                | 475    | 70           | 188    | 7              | 287    |
| YATI NUWARA        | 29          | 197    | 24           | 78     | 5              | 119    | 89                | 639    | 83           | 254    | 6              | 385    |

TABLE 10B - DISTRIBUTION OF NUMBER OF CATTLE BY TYPE AGE AND SEX

| SIZE CLASS           | A L L C A T T L E |       |              |       |                |       | L O C A L |       |              |      |                |       |
|----------------------|-------------------|-------|--------------|-------|----------------|-------|-----------|-------|--------------|------|----------------|-------|
|                      | ALL AGES          |       | LESS 3 YEARS |       | 3 YRS. & ABOVE |       | ALL AGES  |       | LESS 3 YEARS |      | 3 YRS. & ABOVE |       |
|                      | M                 | F     | M            | F     | M              | F     | M         | F     | M            | F    | M              | F     |
| T O T A L            | 7901              | 36231 | 5277         | 12691 | 2624           | 23540 | 6387      | 26194 | 4019         | 8831 | 2368           | 17363 |
| LESS THAN 1/8        | 162               | 777   | 113          | 309   | 49             | 468   | 98        | 403   | 65           | 160  | 33             | 243   |
| 1/8 TO LESS THAN 1/4 | 175               | 969   | 125          | 372   | 50             | 597   | 117       | 609   | 77           | 229  | 40             | 380   |
| 1/4 TO LESS THAN 1/2 | 541               | 3336  | 396          | 1299  | 145            | 2037  | 371       | 2094  | 256          | 783  | 115            | 1311  |
| 1/2 TO LESS THAN 1   | 1108              | 6667  | 868          | 2493  | 240            | 4174  | 817       | 4615  | 616          | 1687 | 201            | 2928  |
| 1 TO LESS THAN 2     | 1651              | 8737  | 1206         | 3124  | 445            | 5613  | 1323      | 6375  | 935          | 2188 | 388            | 4187  |
| 2 TO LESS THAN 3     | 1354              | 5617  | 884          | 1883  | 470            | 3734  | 1141      | 4348  | 705          | 1431 | 436            | 2917  |
| 3 TO LESS THAN 4     | 1105              | 3988  | 652          | 1258  | 453            | 2730  | 1008      | 3254  | 572          | 983  | 436            | 2271  |
| 4 TO LESS THAN 5     | 607               | 1958  | 355          | 634   | 252            | 1324  | 532       | 1551  | 291          | 481  | 241            | 1070  |
| 5 TO LESS THAN 7     | 611               | 1899  | 341          | 598   | 270            | 1301  | 525       | 1495  | 276          | 462  | 249            | 1033  |
| 7 TO LESS THAN 10    | 348               | 1158  | 178          | 372   | 170            | 786   | 290       | 852   | 126          | 252  | 164            | 600   |
| 10 TO LESS THAN 20   | 173               | 824   | 113          | 248   | 60             | 576   | 124       | 447   | 75           | 128  | 49             | 319   |
| 20 AND OVER          | 66                | 301   | 46           | 101   | 20             | 200   | 41        | 151   | 25           | 47   | 16             | 104   |

TABLE 10B (CONTD.) - DISTRIBUTION OF NUMBER OF CATTLE BY TYPE AGE AND SEX

| SIZE CLASS           | H I B R E D |      |              |     |                |      | C R O S S B R E D |      |              |      |                |      |
|----------------------|-------------|------|--------------|-----|----------------|------|-------------------|------|--------------|------|----------------|------|
|                      | ALL AGES    |      | LESS 3 YEARS |     | 3 YRS. & ABOVE |      | ALL AGES          |      | LESS 3 YEARS |      | 3 YRS. & ABOVE |      |
|                      | M           | F    | M            | F   | M              | F    | M                 | F    | M            | F    | M              | F    |
| TOTAL                | 367         | 2345 | 299          | 940 | 68             | 1405 | 1147              | 7692 | 959          | 2920 | 188            | 4772 |
| LESS THAN 1/8        | 16          | 107  | 13           | 43  | 3              | 64   | 48                | 267  | 35           | 106  | 13             | 161  |
| 1/8 TO LESS THAN 1/4 | 16          | 84   | 14           | 34  | 2              | 50   | 42                | 276  | 34           | 109  | 8              | 167  |
| 1/4 TO LESS THAN 1/2 | 49          | 278  | 40           | 119 | 9              | 159  | 121               | 964  | 100          | 397  | 21             | 567  |
| 1/2 TO LESS THAN 1   | 70          | 486  | 58           | 207 | 12             | 279  | 221               | 1566 | 194          | 599  | 27             | 967  |
| 1 TO LESS THAN 2     | 66          | 491  | 56           | 211 | 10             | 280  | 262               | 1871 | 215          | 725  | 47             | 1146 |
| 2 TO LESS THAN 3     | 33          | 273  | 23           | 100 | 10             | 173  | 180               | 996  | 156          | 352  | 24             | 644  |
| 3 TO LESS THAN 4     | 25          | 163  | 21           | 57  | 4              | 106  | 72                | 571  | 59           | 218  | 13             | 353  |
| 4 TO LESS THAN 5     | 21          | 66   | 18           | 21  | 3              | 45   | 54                | 341  | 46           | 132  | 8              | 209  |
| 5 TO LESS THAN 7     | 16          | 100  | 15           | 38  | 1              | 62   | 70                | 304  | 50           | 98   | 20             | 206  |
| 7 TO LESS THAN 10    | 23          | 106  | 18           | 43  | 5              | 63   | 35                | 200  | 34           | 77   | 1              | 123  |
| 10 TO LESS THAN 20   | 29          | 163  | 20           | 58  | 9              | 105  | 20                | 214  | 18           | 62   | 2              | 152  |
| 20 AND OVER          | 3           | 28   | 3            | 9   | -              | 19   | 22                | 122  | 18           | 45   | 4              | 77   |

TABLE 10c - NUMBER OF CATTLE OF AGE 3 YEARS AND OVER BY TYPE, PURPOSE AND SEX

| A.S.A. DIVISION    | A L L C A T T L E |                   |         |        |      |            |        |                | L O C A L         |         |        |      |            |        |
|--------------------|-------------------|-------------------|---------|--------|------|------------|--------|----------------|-------------------|---------|--------|------|------------|--------|
|                    | IN MILK FEMALE    | MILK OTHER FEMALE | DRAUGHT |        | STUD | OTHER USES |        | IN MILK FEMALE | MILK OTHER FEMALE | DRAUGHT |        | STUD | OTHER USES |        |
|                    |                   |                   | MALE    | FEMALE | MALE | MALE       | FEMALE |                |                   | MALE    | FEMALE | MALE | MALE       | FEMALE |
| Kandy District     | 11955             | 9153              | 1770    | 803    | 275  | 578        | 1595   | 7986           | 7140              | 1645    | 687    | 173  | 549        | 1529   |
| GANGA IHALA KORALE | 379               | 136               | 5       | 3      | 14   | 5          | 8      | 216            | 79                | 2       | 2      | 10   | 1          | 5      |
| GANGA WATA KORALE  | 299               | 79                | 51      | -      | 8    | 5          | 2      | 89             | 14                | 35      | -      | 2    | 2          | -      |
| HARISPATTUNA       | 1018              | 705               | 68      | 91     | 26   | 15         | 40     | 853            | 618               | 60      | 79     | 18   | 12         | 38     |
| KUNDASALE          | 929               | 692               | 27      | 55     | 23   | 10         | 18     | 460            | 304               | 14      | 38     | 12   | 8          | 18     |
| MEDA DUMBARA       | 898               | 1054              | 53      | 45     | 17   | 75         | 284    | 599            | 758               | 47      | 37     | 11   | 75         | 277    |
| MINIPE             | 753               | 1943              | 745     | 290    | 13   | 181        | 480    | 744            | 1933              | 725     | 281    | 12   | 181        | 480    |
| PAWILA             | 339               | 88                | 7       | 8      | 2    | -          | -      | 167            | 38                | 1       | 1      | 1    | -          | -      |
| PASRAGE KORALE     | 367               | 130               | 8       | 3      | 2    | 4          | 3      | 167            | 73                | 3       | 2      | -    | 3          | 2      |
| PATEA DUMBARA      | 471               | 280               | 11      | 15     | 11   | 10         | 32     | 354            | 206               | 11      | 13     | 7    | 9          | 28     |
| PATEA HEWAHETA     | 2346              | 1285              | 91      | 66     | 43   | 28         | 81     | 1252           | 795               | 81      | 50     | 15   | 21         | 65     |
| TOMPANE            | 558               | 555               | 79      | 60     | 27   | 73         | 53     | 493            | 520               | 62      | 43     | 21   | 69         | 46     |
| UDA-DUMBARA        | 896               | 921               | 547     | 97     | 13   | 151        | 528    | 892            | 916               | 544     | 96     | 13   | 151        | 528    |
| UDO-NUMARA         | 919               | 389               | 33      | 35     | 21   | 10         | 34     | 683            | 288               | 24      | 24     | 15   | 8          | 24     |
| UDA-PALATA         | 1142              | 413               | 13      | 19     | 38   | -          | 16     | 645            | 254               | 8       | 11     | 24   | -          | 10     |
| YATI NUMARA        | 641               | 483               | 32      | 16     | 17   | 11         | 16     | 372            | 262               | 28      | 10     | 12   | 9          | 8      |



TABLE 10c (CONTD.) - NUMBER OF CATTLE OF AGE 3 YEARS AND OVER BY TYPE, PURPOSE AND SEX

| A-G-A. DIVISIJN<br>MATALE DISTRICT | H I B R E D          |                         |         |        |      |            |        | C R O S S B R E D    |                         |         |        |      |            |        |
|------------------------------------|----------------------|-------------------------|---------|--------|------|------------|--------|----------------------|-------------------------|---------|--------|------|------------|--------|
|                                    | IN<br>MILK<br>FEMALE | MILK<br>OTHER<br>FEMALE | DRAUGHT |        | STUD | OTHER USES |        | IN<br>MILK<br>FEMALE | MILK<br>OTHER<br>FEMALE | DRAUGHT |        | STUD | OTHER USES |        |
|                                    |                      |                         | MALE    | FEMALE | MALE | MALE       | FEMALE |                      |                         | MALE    | FEMALE | MALE | MALE       | FEMALE |
| Kandy District                     | 988                  | 376                     | 20      | 23     | 35   | 13         | 16     | 2981                 | 1637                    | 105     | 93     | 67   | 16         | 50     |
| GANGA THALA KORALE                 | 19                   | 4                       | -       | -      | -    | -          | 1      | 144                  | 53                      | 3       | 1      | 4    | 4          | 2      |
| GANGA WATA KORALE                  | 33                   | 12                      | 3       | -      | -    | 3          | -      | 177                  | 53                      | 13      | -      | 6    | -          | 2      |
| BAKISPATTONA                       | 43                   | 7                       | 1       | 5      | 5    | 1          | 1      | 122                  | 60                      | 7       | 7      | 3    | 2          | 1      |
| KUNDASALE                          | 117                  | 79                      | 1       | 1      | 6    | 1          | -      | 352                  | 229                     | 12      | 16     | 5    | 1          | -      |
| MEDA DUNBARA                       | 45                   | 30                      | 1       | 3      | 1    | -          | 2      | 254                  | 266                     | 5       | 5      | 5    | -          | 5      |
| MINIPE                             | 1                    | 2                       | -       | -      | -    | -          | -      | 8                    | 8                       | 20      | 9      | 1    | -          | -      |
| PERINTLA                           | 11                   | 9                       | -       | -      | -    | -          | -      | 161                  | 41                      | 6       | 7      | 1    | -          | -      |
| WASBAGE KORNLE                     | 27                   | 5                       | -       | -      | -    | -          | 1      | 173                  | 52                      | 5       | 1      | 2    | 1          | -      |
| PATHA-DUNBARA                      | 21                   | 3                       | -       | -      | -    | 1          | -      | 96                   | 71                      | -       | 2      | 4    | -          | 4      |
| PATHA HENAHETA                     | 205                  | 60                      | 2       | 5      | 7    | 6          | 4      | 889                  | 430                     | 8       | 11     | 21   | 3          | 12     |
| TUNPANS                            | 22                   | 8                       | 3       | 3      | -    | 1          | 1      | 43                   | 27                      | 14      | 14     | 6    | 3          | 6      |
| UDA-DUNBARA                        | 3                    | 2                       | 3       | 1      | -    | -          | -      | 1                    | 1                       | -       | -      | -    | -          | -      |
| UDA-SUNARA                         | 83                   | 17                      | 3       | 5      | 4    | -          | 1      | 153                  | 84                      | 6       | 6      | 2    | 2          | 9      |
| UDA-PALATA                         | 298                  | 82                      | 2       | -      | 10   | -          | 2      | 199                  | 77                      | 3       | 8      | 4    | -          | 4      |
| YATI HUNARA                        | 60                   | 56                      | 1       | -      | 2    | 2          | 9      | 209                  | 165                     | 3       | 6      | 3    | -          | 5      |

TABLE 10D - DISTRIBUTION OF NUMBER OF CATTLE OF AGE 3 YEARS AND OVER BY TYPE, PURPOSE AND SEX

| SIZE CLASS OF THE HOLDINGS ACRES. | A L L C A T T L E |                   |         |        |      |            |        |                | L O C A L         |         |        |      |            |        |
|-----------------------------------|-------------------|-------------------|---------|--------|------|------------|--------|----------------|-------------------|---------|--------|------|------------|--------|
|                                   | IN MILK FEMALE    | MILK OTHER FEMALE | DRAUGHT |        | STUD | OTHER USES |        | IN MILK FEMALE | MILK OTHER FEMALE | DRAUGHT |        | STUD | OTHER USES |        |
|                                   |                   |                   | MALE    | FEMALE | MALE | MALE       | FEMALE |                |                   | MALE    | FEMALE | MALE | MALE       | FEMALE |
| T O T A L                         | 11955             | 9155              | 1770    | 803    | 275  | 578        | 1595   | 7985           | 7142              | 1645    | 687    | 173  | 549        | 1529   |
| LESS THAN 1/8                     | 282               | 166               | 27      | 3      | 12   | 10         | 17     | 143            | 84                | 20      | 1      | 7    | 6          | 15     |
| 1/8 TO LESS THAN 1/4              | 387               | 170               | 34      | 22     | 11   | 5          | 18     | 224            | 120               | 31      | 18     | 4    | 5          | 18     |
| 1/4 TO LESS THAN 1/2              | 1200              | 732               | 74      | 57     | 36   | 35         | 48     | 737            | 483               | 61      | 48     | 21   | 33         | 44     |
| 1/2 TO LESS THAN 1                | 2344              | 1553              | 139     | 120    | 54   | 46         | 147    | 1555           | 1138              | 122     | 99     | 36   | 42         | 129    |
| 1 TO LESS THAN 2                  | 2884              | 2154              | 267     | 215    | 59   | 119        | 349    | 1967           | 1707              | 236     | 181    | 41   | 111        | 324    |
| 2 TO LESS THAN 3                  | 1783              | 1452              | 309     | 143    | 36   | 125        | 351    | 1285           | 1160              | 290     | 125    | 25   | 121        | 345    |
| 3 TO LESS THAN 4                  | 1065              | 1257              | 340     | 134    | 14   | 99         | 270    | 753            | 1122              | 328     | 126    | 11   | 97         | 269    |
| 4 TO LESS THAN 5                  | 585               | 558               | 187     | 34     | 15   | 50         | 148    | 423            | 471               | 183     | 31     | 10   | 48         | 145    |
| 5 TO LESS THAN 10                 | 933               | 875               | 344     | 63     | 22   | 74         | 214    | 654            | 717               | 331     | 50     | 10   | 72         | 210    |
| 10 TO LESS THAN 20                | 374               | 170               | 34      | 8      | 13   | 13         | 23     | 193            | 100               | 29      | 4      | 7    | 13         | 21     |
| 20 AND ABOVE                      | 118               | 68                | 15      | 4      | 3    | 2          | 10     | 51             | 40                | 14      | 4      | 1    | 1          | 9      |

TABLE 10D (CONTD.) - DISTRIBUTION OF NUMBER OF CATTLE OF AGE 3 YEARS AND OVER BY TYPE, PURPOSE AND SEX

| SIZE CLASS OF THE HOLDINGS ACRES. | H I B R E D    |                   |         |        |      |            |        | C R O S S B R E D |                   |         |        |      |            |        |
|-----------------------------------|----------------|-------------------|---------|--------|------|------------|--------|-------------------|-------------------|---------|--------|------|------------|--------|
|                                   | IN MILK FEMALE | MILK OTHER FEMALE | DRAUGHT |        | STUD | OTHER USES |        | IN MILK FEMALE    | MILK OTHER FEMALE | DRAUGHT |        | STUD | OTHER USES |        |
|                                   |                |                   | MALE    | FEMALE | MALE | MALE       | FEMALE |                   |                   | MALE    | FEMALE | MALE | MALE       | FEMALE |
| T O T A L                         | 989            | 376               | 20      | 23     | 35   | 13         | 16     | 2981              | 1637              | 105     | 93     | 67   | 16         | 50     |
| LESS THAN 1/8                     | 41             | 22                | 1       | 1      | -    | 2          | -      | 98                | 60                | 6       | 1      | 5    | 2          | 2      |
| 1/8 TO LESS THAN 1/4              | 39             | 9                 | -       | 2      | 2    | -          | -      | 124               | 41                | 3       | 2      | 5    | -          | -      |
| 1/4 TO LESS THAN 1/2              | 102            | 49                | 4       | 5      | 4    | 1          | 3      | 361               | 200               | 9       | 4      | 11   | 1          | 1      |
| 1/2 TO LESS THAN 1                | 189            | 81                | 1       | 4      | 10   | 1          | 5      | 600               | 334               | 16      | 17     | 8    | 3          | 13     |
| 1 TO LESS THAN 2                  | 201            | 73                | 3       | 1      | 4    | 3          | 5      | 716               | 374               | 28      | 33     | 14   | 5          | 20     |
| 2 TO LESS THAN 3                  | 120            | 50                | 2       | -      | 4    | 4          | 2      | 378               | 242               | 17      | 18     | 7    | -          | 4      |
| 3 TO LESS THAN 4                  | 77             | 25                | 1       | 4      | 2    | 1          | -      | 235               | 110               | 11      | 4      | 1    | 1          | 1      |
| 4 TO LESS THAN 5                  | 34             | 10                | -       | 1      | 2    | 1          | -      | 128               | 77                | 4       | 2      | 3    | 1          | 3      |
| 5 TO LESS THAN 10                 | 87             | 35                | 3       | 2      | 3    | -          | 1      | 192               | 123               | 10      | 11     | 9    | 2          | 3      |
| 10 TO LESS THAN 20                | 86             | 16                | 5       | 3      | 4    | -          | -      | 95                | 54                | -       | 1      | 2    | -          | 2      |
| 20 AND ABOVE                      | 13             | 6                 | -       | -      | -    | -          | -      | 54                | 22                | 1       | -      | 2    | 1          | 1      |

TABLE 11a - NUMBER OF BUFFALOES BY TYPE AGE AND SEX

| A.S.A. DIVISION   | A L L B U F F A L O E S |        |              |        |                |        | L O C A L |        |              |        |                |        |
|-------------------|-------------------------|--------|--------------|--------|----------------|--------|-----------|--------|--------------|--------|----------------|--------|
|                   | ALL AGES                |        | LESS 3 YEARS |        | 3 YRS. & ABOVE |        | ALL AGES  |        | LESS 3 YEARS |        | 3 YRS. & ABOVE |        |
|                   | MALE                    | FEMALE | MALE         | FEMALE | MALE           | FEMALE | MALE      | FEMALE | MALE         | FEMALE | MALE           | FEMALE |
| Kandy District    | 10169                   | 14528  | 2142         | 2898   | 8027           | 11630  | 9908      | 14147  | 2099         | 2830   | 7809           | 11317  |
| GANGA IHALA KORAL | 205                     | 364    | 76           | 86     | 129            | 278    | 205       | 364    | 76           | 86     | 129            | 278    |
| GANGA WATA KORALE | 72                      | 68     | 15           | 16     | 57             | 52     | 64        | 59     | 14           | 12     | 50             | 47     |
| HARISPATTUWA      | 689                     | 1103   | 93           | 240    | 596            | 863    | 669       | 1079   | 91           | 235    | 578            | 844    |
| KUNDASALE         | 291                     | 376    | 46           | 60     | 245            | 316    | 252       | 334    | 37           | 54     | 215            | 280    |
| MEDA DUMBARA      | 662                     | 1151   | 192          | 225    | 470            | 926    | 601       | 1077   | 183          | 217    | 418            | 860    |
| MINIPE            | 4458                    | 5419   | 956          | 1147   | 3502           | 4272   | 4455      | 5411   | 956          | 1147   | 3499           | 4264   |
| PANWILA           | 66                      | 161    | 8            | 30     | 58             | 131    | 65        | 151    | 8            | 27     | 57             | 124    |
| PASBAGE KORALE    | 63                      | 99     | 14           | 13     | 49             | 86     | 61        | 93     | 14           | 12     | 47             | 81     |
| PATHA DUMBARA     | 237                     | 533    | 43           | 77     | 194            | 456    | 228       | 522    | 42           | 75     | 186            | 447    |
| PATHA HEWAHETA    | 317                     | 634    | 86           | 122    | 231            | 512    | 296       | 588    | 83           | 111    | 213            | 477    |
| TUMPANE           | 738                     | 1343   | 133          | 190    | 605            | 1153   | 729       | 1331   | 132          | 188    | 597            | 1143   |
| UDA-DUMBARA       | 1670                    | 2174   | 328          | 481    | 1342           | 1693   | 1664      | 2159   | 325          | 476    | 1339           | 1683   |
| UDU-NUWARA        | 264                     | 407    | 51           | 81     | 213            | 326    | 226       | 355    | 45           | 76     | 181            | 279    |
| UDA-PALATA        | 257                     | 450    | 60           | 85     | 197            | 365    | 227       | 418    | 54           | 79     | 173            | 339    |
| YATI NUWARA       | 180                     | 246    | 41           | 45     | 139            | 201    | 166       | 206    | 39           | 35     | 127            | 171    |



TABLE 11A (CONTD.) - NUMBER OF BUFFALOES BY TYPE AGE AND SEX

| A. G. A. DIVISION  | H I B R E D |        |              |        |                |        | C R O S S B R E D |        |              |        |                |        |
|--------------------|-------------|--------|--------------|--------|----------------|--------|-------------------|--------|--------------|--------|----------------|--------|
|                    | ALL AGES    |        | LESS 3 YEARS |        | 3 YRS. & ABOVE |        | ALL AGES          |        | LESS 3 YEARS |        | 3 YRS. & ABOVE |        |
|                    | MALE        | FEMALE | MALE         | FEMALE | MALE           | FEMALE | MALE              | FEMALE | MALE         | FEMALE | MALE           | FEMALE |
| Kandy District     | 100         | 146    | 25           | 27     | 75             | 119    | 161               | 235    | 18           | 41     | 143            | 194    |
| GANGA IHALA KORALE | -           | -      | -            | -      | -              | -      | -                 | -      | -            | -      | -              | -      |
| GANGA WATA KORALE  | -           | -      | -            | -      | -              | -      | 8                 | 9      | 1            | 4      | 7              | 5      |
| HARISPATTUWA       | 11          | 12     | 1            | 4      | 10             | 8      | 9                 | 12     | 1            | 1      | 8              | 11     |
| KUNDASALE          | 26          | 25     | 9            | 2      | 17             | 23     | 13                | 17     | -            | 4      | 13             | 13     |
| MEDA DUMBARA       | 9           | 18     | 5            | 3      | 4              | 15     | 52                | 56     | 4            | 5      | 48             | 51     |
| MINIPE             | -           | 4      | -            | -      | -              | 4      | 3                 | 4      | -            | -      | 3              | 4      |
| PANWILA            | -           | 1      | -            | -      | -              | 1      | 1                 | 9      | -            | 3      | 1              | 6      |
| PASBAGE KORALE     | 1           | 2      | -            | -      | 1              | 2      | 1                 | 4      | -            | 1      | 1              | 3      |
| PATHA DUMBARA      | -           | 1      | -            | 1      | -              | -      | 9                 | 10     | 1            | 1      | 8              | 9      |
| PATHA HEWAHETA     | 6           | 14     | -            | 3      | 6              | 11     | 15                | 32     | 3            | 8      | 12             | 24     |
| TUMPANE            | 9           | 11     | 1            | 2      | 8              | 9      | -                 | 1      | -            | -      | -              | 1      |
| UDA-DUMBARA        | 6           | 12     | 3            | 3      | 3              | 9      | -                 | 3      | -            | 2      | -              | 1      |
| UDU-NUWARA         | 13          | 12     | 3            | -      | 10             | 12     | 25                | 40     | 3            | 5      | 22             | 35     |
| UDA-PALATA         | 16          | 15     | 2            | 3      | 14             | 12     | 14                | 17     | 4            | 3      | 10             | 14     |
| YATI NUWARA        | 3           | 19     | 1            | 6      | 2              | 13     | 11                | 21     | 1            | 4      | 10             | 17     |

TABLE 11B - DISTRIBUTION OF NUMBER OF BUFFALOES BY TYPE AGE AND SEX

| SIZE CLASS.          | A L L B U F F A L O E S |       |              |      |                |       | L O C A L |       |              |      |                |       |
|----------------------|-------------------------|-------|--------------|------|----------------|-------|-----------|-------|--------------|------|----------------|-------|
|                      | ALL AGES                |       | LESS 3 YEARS |      | 3 YRS. & ABOVE |       | ALL AGES  |       | LESS 3 YEARS |      | 3 YRS. & ABOVE |       |
|                      | M                       | F     | M            | F    | M              | F     | M         | F     | M            | F    | M              | F     |
| T O T A L            | 10169                   | 14528 | 2142         | 2898 | 8027           | 11630 | 9908      | 14147 | 2099         | 2830 | 7809           | 11317 |
| LESS THAN 1/8        | 37                      | 71    | 11           | 12   | 26             | 59    | 35        | 67    | 11           | 12   | 24             | 55    |
| 1/8 TO LESS THAN 1/4 | 57                      | 100   | 9            | 29   | 48             | 71    | 55        | 94    | 9            | 26   | 46             | 68    |
| 1/4 TO LESS THAN 1/2 | 238                     | 405   | 63           | 77   | 175            | 328   | 220       | 390   | 58           | 75   | 162            | 315   |
| 1/2 TO LESS THAN 1   | 866                     | 1478  | 190          | 288  | 676            | 1190  | 824       | 1426  | 180          | 272  | 644            | 1154  |
| 1 TO LESS THAN 2     | 2128                    | 3417  | 432          | 657  | 1696           | 2760  | 2048      | 3302  | 420          | 646  | 1628           | 2656  |
| 2 TO LESS THAN 3     | 1917                    | 2747  | 372          | 528  | 1545           | 2219  | 1855      | 2653  | 364          | 512  | 1491           | 2141  |
| 3 TO LESS THAN 4     | 2259                    | 3081  | 516          | 633  | 1743           | 2448  | 2238      | 3045  | 511          | 627  | 1727           | 2418  |
| 4 TO LESS THAN 5     | 1129                    | 1358  | 237          | 270  | 892            | 1088  | 1124      | 1346  | 237          | 269  | 887            | 1077  |
| 5 TO LESS THAN 7     | 710                     | 956   | 162          | 215  | 548            | 741   | 692       | 938   | 161          | 211  | 531            | 727   |
| 7 TO LESS THAN 10    | 624                     | 634   | 107          | 127  | 517            | 507   | 615       | 615   | 105          | 119  | 510            | 496   |
| 10 TO LESS THAN 20   | 153                     | 207   | 33           | 47   | 120            | 160   | 151       | 201   | 33           | 46   | 118            | 155   |
| 20 AND OVER          | 51                      | 74    | 10           | 15   | 41             | 59    | 51        | 70    | 10           | 15   | 41             | 55    |

TABLE 11b(CONTD.) - DISTRIBUTION OF NUMBER OF BUFFALOES BY TYPE AGE AND SEX

| SIZE CLASS           | H I B R E D |     |              |    |                |     | C R O S S B R E D |     |              |    |                |     |
|----------------------|-------------|-----|--------------|----|----------------|-----|-------------------|-----|--------------|----|----------------|-----|
|                      | ALL AGES    |     | LESS 3 YEARS |    | 3 YRS. & ABOVE |     | ALL AGES          |     | LESS 3 YEARS |    | 3 YRS. & ABOVE |     |
|                      | M           | F   | M            | F  | M              | F   | M                 | F   | M            | F  | M              | F   |
| TOTAL                | 100         | 146 | 25           | 27 | 75             | 119 | 161               | 235 | 18           | 41 | 143            | 194 |
| LESS THAN 1/8        | 1           | 3   | -            | -  | 1              | 3   | 1                 | 1   | -            | -  | 1              | 1   |
| 1/8 TO LESS THAN 1/4 | 1           | 1   | -            | -  | 1              | 1   | 1                 | 5   | -            | 3  | 1              | 2   |
| 1/4 TO LESS THAN 1/2 | 8           | 4   | 2            | 1  | 6              | 3   | 10                | 11  | 3            | 1  | 7              | 10  |
| 1/2 TO LESS THAN 1   | 21          | 15  | 9            | 3  | 12             | 12  | 21                | 37  | 1            | 13 | 20             | 24  |
| 1 TO LESS THAN 2     | 24          | 40  | 6            | 2  | 18             | 38  | 56                | 75  | 6            | 9  | 50             | 66  |
| 2 TO LESS THAN 3     | 16          | 27  | 3            | 8  | 13             | 19  | 46                | 67  | 5            | 8  | 41             | 59  |
| 3 TO LESS THAN 4     | 10          | 20  | 2            | 2  | 8              | 18  | 11                | 16  | 3            | 4  | 8              | 12  |
| 4 TO LESS THAN 5     | 2           | 8   | -            | 1  | 2              | 7   | 3                 | 4   | -            | -  | 3              | 4   |
| 5 TO LESS THAN 7     | 13          | 8   | 1            | 4  | 12             | 4   | 5                 | 10  | -            | -  | 5              | 10  |
| 7 TO LESS THAN 10    | 4           | 16  | 2            | 6  | 2              | 10  | 5                 | 3   | -            | 2  | 5              | 1   |
| 10 TO LESS THAN 20   | -           | -   | -            | -  | -              | -   | 2                 | 6   | -            | 1  | 2              | 5   |
| 20 AND OVER          | -           | 4   | -            | -  | -              | 4   | -                 | -   | -            | -  | -              | -   |

TABLE 11c - NUMBER OF BUFFALOES OF AGE 3 YEARS AND OVER BY TYPE, PURPOSE AND SEX

| A.G.A. DIVISION    | A L L B U F F A L O E S |                   |         |        |      |            |        |                | L O C A L         |         |        |      |            |        |
|--------------------|-------------------------|-------------------|---------|--------|------|------------|--------|----------------|-------------------|---------|--------|------|------------|--------|
|                    | IN MILK FEMALE          | MILK OTHER FEMALE | DRAUGHT |        | STUD | OTHER USES |        | IN MILK FEMALE | MILK OTHER FEMALE | DRAUGHT |        | STUD | OTHER USES |        |
|                    |                         |                   | MALE    | FEMALE | MALE | MALE       | FEMALE |                |                   | MALE    | FEMALE | MALE | MALE       | FEMALE |
| Kandy District     | 212                     | 962               | 7625    | 9950   | 120  | 274        | 495    | 186            | 918               | 7429    | 9716   | 112  | 260        | 486    |
| GANGA IHALA KORALE | 4                       | 12                | 124     | 256    | 3    | 2          | 6      | 4              | 12                | 124     | 256    | 3    | 2          | 6      |
| GANGA WATA KORALE  | 11                      | 6                 | 54      | 34     | 3    | -          | 1      | 10             | 4                 | 47      | 32     | 3    | -          | 1      |
| HARTSPATTUNA       | 19                      | 54                | 572     | 780    | 21   | 3          | 9      | 16             | 53                | 557     | 765    | 18   | 3          | 9      |
| KUNDASALE          | 11                      | 24                | 224     | 262    | 12   | 9          | 19     | 9              | 20                | 197     | 232    | 11   | 7          | 19     |
| MEDA DUMBARA       | 42                      | 159               | 408     | 643    | 6    | 56         | 62     | 41             | 147               | 356     | 592    | 6    | 56         | 80     |
| MINIPE             | 24                      | 304               | 3426    | 3641   | 21   | 52         | 100    | 21             | 304               | 3423    | 3838   | 21   | 52         | 98     |
| PANWILA            | 4                       | 7                 | 53      | 120    | 5    | -          | -      | 2              | 6                 | 52      | 116    | 5    | -          | -      |
| PASBAGE KORALE     | 3                       | 4                 | 47      | 79     | 2    | -          | -      | 2              | 4                 | 45      | 75     | 2    | -          | -      |
| PAEHA DUMBARA      | 7                       | 30                | 178     | 414    | 5    | 11         | 5      | 6              | 30                | 175     | 406    | 5    | 6          | 5      |
| PATHA HEWAHETA     | 21                      | 66                | 220     | 417    | 4    | 3          | 4      | 18             | 58                | 206     | 393    | 2    | 1          | 4      |
| TUMPANE            | 6                       | 40                | 591     | 1098   | 5    | 8          | 7      | 6              | 39                | 583     | 1089   | 5    | 8          | 7      |
| UDA-DUMBARA        | 33                      | 200               | 1206    | 1231   | 18   | 114        | 224    | 33             | 196               | 1203    | 1225   | 18   | 118        | 229    |
| UDU-NUMARA         | 10                      | 15                | 199     | 292    | 9    | 5          | 3      | 9              | 12                | 169     | 250    | 8    | 4          | 7      |
| UDA-PALATA         | 5                       | 15                | 189     | 320    | 2    | 6          | 17     | 4              | 14                | 169     | 308    | 2    | 2          | 13     |
| YATI NUWARA        | 12                      | 26                | 134     | 155    | 4    | 1          | 3      | 5              | 19                | 123     | 139    | 3    | 1          | 8      |

TABLE 22A - NUMBER OF BUFFALOES OF AGE 3 YEARS AND OVER BY TYPE, PURPOSE AND SEX.

TABLE 11c(CONTD.) - NUMBER OF BUFFALOES OF AGE 3 YEARS AND OVER BY TYPE, PURPOSE AND SEX

| A.G.A. DIVISION    | H I B R E D    |                   |         |        |      |            | C R O S S B R E D |                |                   |         |        |      |            |        |
|--------------------|----------------|-------------------|---------|--------|------|------------|-------------------|----------------|-------------------|---------|--------|------|------------|--------|
|                    | IN MILK FEMALE | MILK OTHER FEMALE | DRAUGHT |        | STUD | OTHER USES |                   | IN MILK FEMALE | MILK OTHER FEMALE | DRAUGHT |        | STUD | OTHER USES |        |
|                    |                |                   | MALE    | FEMALE | MALE | MALE       | FEMALE            |                |                   | MALE    | FEMALE | MALE | MALE       | FEMALE |
| Kandy District     | 10             | 19                | 63      | 81     | 7    | 5          | 9                 | 16             | 25                | 133     | 153    | 1    | 9          | -      |
| GANGA THALA KORALE | -              | -                 | -       | -      | -    | -          | -                 | -              | -                 | -       | -      | -    | -          | -      |
| GANGA WATA KORALE  | -              | -                 | -       | -      | -    | -          | -                 | 1              | 2                 | 7       | 2      | -    | -          | -      |
| HARISPATTUNA       | 1              | -                 | 7       | 7      | 3    | -          | -                 | 2              | 1                 | 6       | 8      | -    | -          | -      |
| KUNDASALE          | 2              | 3                 | 16      | 16     | -    | 1          | -                 | -              | 1                 | 11      | 12     | 1    | 1          | -      |
| MEDA DUMBARA       | -              | 5                 | 4       | 8      | -    | -          | 2                 | 1              | 7                 | 48      | 43     | -    | -          | -      |
| MINIPE             | 2              | -                 | -       | -      | -    | -          | 2                 | 1              | -                 | 3       | 3      | -    | -          | -      |
| PANWILA            | -              | -                 | -       | 1      | -    | -          | -                 | 2              | 1                 | 1       | 3      | -    | -          | -      |
| PASBAGE KORALE     | -              | -                 | 1       | 2      | -    | -          | -                 | 1              | -                 | 1       | 2      | -    | -          | -      |
| PATHA DUMBARA      | -              | -                 | -       | -      | -    | -          | -                 | 1              | -                 | 3       | 8      | -    | 5          | -      |
| PATHA HEWAHETA     | 1              | 2                 | 4       | 8      | 2    | -          | -                 | 2              | 6                 | 10      | 16     | -    | 2          | -      |
| TOMPANE            | -              | -                 | 8       | 9      | -    | -          | -                 | -              | 1                 | -       | -      | -    | -          | -      |
| UDA-DUMBARA        | -              | 3                 | 3       | 6      | -    | -          | -                 | -              | 1                 | -       | -      | -    | -          | -      |
| UDO-NUMARA         | 1              | 1                 | 9       | 9      | 1    | -          | 1                 | -              | 2                 | 21      | 33     | -    | 1          | -      |
| UDA-PALATA         | -              | -                 | 10      | 8      | -    | 4          | 4                 | 1              | 1                 | 10      | 12     | -    | -          | -      |
| YATI NUWARA        | 3              | 5                 | 1       | 5      | 1    | -          | -                 | 4              | 2                 | 10      | 11     | -    | -          | -      |

TABLE 11d(CONTD.) - DISTRIBUTION OF NUMBER OF BUFFALOES OF AGE 3 YEARS AND OVER BY TYPE, PURPOSE AND SEX

| SIZE CLASS OF THE HOLDINGS ACRES. | H I B R E D    |                   |         |        |      |            |        |                |                   | C R O S S B R E D |        |      |            |        |
|-----------------------------------|----------------|-------------------|---------|--------|------|------------|--------|----------------|-------------------|-------------------|--------|------|------------|--------|
|                                   | IN MILK FEMALE | MILK OTHER FEMALE | DRAUGHT |        | STUD | OTHER USES |        | IN MILK FEMALE | MILK OTHER FEMALE | DRAUGHT           |        | STUD | OTHER USES |        |
|                                   |                |                   | MALE    | FEMALE | MALE | MALE       | FEMALE |                |                   | MALE              | FEMALE | MALE | MALE       | FEMALE |
| TOTAL                             | 10             | 19                | 63      | 81     | 7    | 5          | 9      | 16             | 25                | 133               | 153    | 1    | 9          | -      |
| LESS THAN 1/8                     | -              | 2                 | 1       | 1      | -    | -          | -      | -              | 1                 | 1                 | -      | -    | -          | -      |
| 1/8 TO LESS THAN 1/4              | -              | -                 | 1       | 1      | -    | -          | -      | -              | 1                 | -                 | 1      | -    | 1          | -      |
| 1/4 TO LESS THAN 1/2              | -              | 1                 | 2       | 2      | 3    | 1          | -      | 1              | 1                 | 3                 | 8      | -    | 4          | -      |
| 1/2 TO LESS THAN 1                | 1              | -                 | 11      | 11     | 1    | -          | -      | 4              | 2                 | 19                | 18     | 1    | -          | -      |
| 1 TO LESS THAN 2                  | 4              | 6                 | 18      | 27     | -    | -          | 1      | 1              | 9                 | 47                | 56     | -    | 3          | -      |
| 2 TO LESS THAN 3                  | -              | 2                 | 11      | 16     | 2    | -          | 1      | 7              | 9                 | 40                | 43     | -    | 1          | -      |
| 3 TO LESS THAN 4                  | 1              | 2                 | 8       | 13     | -    | -          | 2      | 3              | 1                 | 8                 | 8      | -    | -          | -      |
| 4 TO LESS THAN 5                  | 1              | 1                 | 2       | 4      | -    | -          | 1      | -              | -                 | 3                 | 4      | -    | -          | -      |
| 5 TO LESS THAN 10                 | 3              | 5                 | 9       | 6      | 1    | 4          | -      | -              | 1                 | 10                | 10     | -    | -          | -      |
| 10 TO LESS THAN 20                | -              | -                 | -       | -      | -    | -          | -      | -              | -                 | 2                 | 5      | -    | -          | -      |
| 20 AND ABOVE                      | -              | -                 | -       | -      | -    | -          | 4      | -              | -                 | -                 | -      | -    | -          | -      |

TABLE 11d(CONTD.) - DISTRIBUTION OF NUMBER OF BUFFALOES OF AGE 3 YEARS AND OVER BY TYPE, PURPOSE AND SEX

| SIZE CLASS OF THE HOLDINGS ACRES. | A L L B U F F A L O E S |                   |         |        |      |            |        | L O C A L      |                   |         |        |      |            |        |
|-----------------------------------|-------------------------|-------------------|---------|--------|------|------------|--------|----------------|-------------------|---------|--------|------|------------|--------|
|                                   | IN MILK FEMALE          | MILK OTHER FEMALE | DRAUGHT |        | STUD | OTHER USES |        | IN MILK FEMALE | MILK OTHER FEMALE | DRAUGHT |        | STUD | OTHER USES |        |
|                                   |                         |                   | MALE    | FEMALE | MALE | MALE       | FEMALE |                |                   | MALE    | FEMALE | MALE | MALE       | FEMALE |
| T O T A L                         | 212                     | 962               | 1625    | 9950   | 120  | 274        | 495    | 186            | 918               | 7429    | 9716   | 112  | 260        | 486    |
| LESS THAN 1/8                     | -                       | 5                 | 26      | 53     | -    | -          | 1      | -              | 2                 | 24      | 52     | -    | -          | 1      |
| 1/8 TO LESS THAN 1/4              | 1                       | 3                 | 45      | 64     | 2    | 1          | 3      | 1              | 2                 | 44      | 62     | 2    | -          | 3      |
| 1/4 TO LESS THAN 1/2              | 3                       | 20                | 155     | 293    | 9    | 11         | 12     | 2              | 18                | 150     | 283    | 6    | 6          | 12     |
| 1/2 TO LESS THAN 1                | 30                      | 77                | 633     | 1039   | 23   | 19         | 41     | 25             | 75                | 603     | 1010   | 21   | 19         | 41     |
| 1 TO LESS THAN 2                  | 51                      | 246               | 1605    | 2347   | 28   | 59         | 110    | 46             | 231               | 1540    | 2264   | 28   | 56         | 109    |
| 2 TO LESS THAN 3                  | 56                      | 188               | 1453    | 1851   | 24   | 65         | 122    | 49             | 177               | 1402    | 1792   | 22   | 64         | 121    |
| 3 TO LESS THAN 4                  | 18                      | 168               | 1674    | 2192   | 17   | 52         | 70     | 14             | 165               | 1658    | 2171   | 17   | 52         | 68     |
| 4 TO LESS THAN 5                  | 22                      | 89                | 862     | 930    | 5    | 25         | 47     | 21             | 88                | 857     | 922    | 5    | 25         | 46     |
| 5 TO LESS THAN 10                 | 27                      | 154               | 1015    | 996    | 11   | 39         | 71     | 24             | 148               | 996     | 980    | 10   | 35         | 71     |
| 10 TO LESS THAN 20                | 4                       | 12                | 117     | 134    | 1    | 2          | 10     | 4              | 12                | 115     | 129    | 1    | 2          | 10     |
| 20 AND ABOVE                      | -                       | -                 | 40      | 51     | -    | 1          | 8      | -              | -                 | 40      | 51     | -    | 1          | 4      |

TABLE 12A - NUMBER OF AGRICULTURAL HOLDINGS REPORTING CATTLE, BUFFALOES, AND BOTH, AREA OF SUCH HOLDINGS, AND NUMBER OF LIVESTOCK

| A.S.A.<br>DIVISION | AREA IN ACRES.              |                    |       |                  |                    |       |                     |                    |       |                  |                     |
|--------------------|-----------------------------|--------------------|-------|------------------|--------------------|-------|---------------------|--------------------|-------|------------------|---------------------|
|                    | TOTAL<br>NO. OF<br>HOLDINGS | CATTLE ONLY        |       |                  | BUFFALOES ONLY     |       |                     | CATTLE AND         |       | BUFFALOES        |                     |
|                    |                             | NO. OF<br>HOLDINGS | AREA  | NO. OF<br>CATTLE | NO. OF<br>HOLDINGS | AREA  | NO. OF<br>BUFFALOES | NO. OF<br>HOLDINGS | AREA  | NO. OF<br>CATTLE | NO. OF<br>BUFFALOES |
| Kandy District     | 106700                      | 15900              | 29621 | 32814            | 6646               | 14955 | 12801               | 4433               | 13391 | 11231            | 11867               |
| GANGA IHALA KORALE | 4273                        | 400                | 952   | 868              | 229                | 524   | 454                 | 54                 | 177   | 123              | 114                 |
| GANGA WATA KORALE  | 2449                        | 295                | 232   | 746              | 49                 | 51    | 110                 | 13                 | 20    | 33               | 29                  |
| HARISPATTUWA       | 16663                       | 1674               | 2824  | 2834             | 1011               | 1948  | 1295                | 380                | 802   | 656              | 495                 |
| KUNDASALE          | 7668                        | 1432               | 2177  | 2964             | 257                | 517   | 444                 | 132                | 263   | 265              | 223                 |
| MEDA DUMBARA       | 7234                        | 1481               | 3792  | 3270             | 502                | 1094  | 977                 | 369                | 1237  | 937              | 836                 |
| MINIPE             | 6383                        | 984                | 2131  | 2296             | 1225               | 3395  | 3995                | 1519               | 4785  | 4266             | 5874                |
| PANWILA            | 1411                        | 305                | 473   | 775              | 105                | 190   | 175                 | 29                 | 67    | 64               | 52                  |
| PASBAGE KORALE     | 2498                        | 296                | 497   | 852              | 57                 | 132   | 132                 | 14                 | 32    | 32               | 30                  |
| PATHA DUMBARA      | 7035                        | 786                | 1168  | 1310             | 376                | 610   | 591                 | 119                | 236   | 225              | 178                 |
| PATHA HEWAHETA     | 10861                       | 3031               | 5640  | 6068             | 290                | 511   | 454                 | 310                | 828   | 627              | 488                 |
| TUMPANE            | 9293                        | 1022               | 1871  | 1801             | 1258               | 2512  | 1656                | 305                | 710   | 524              | 422                 |
| UDA-DUMBARA        | 3574                        | 734                | 2199  | 2149             | 513                | 1720  | 1398                | 763                | 3003  | 2588             | 2445                |
| UDU-NUWARA         | 9228                        | 1224               | 1752  | 2310             | 303                | 748   | 431                 | 177                | 415   | 351              | 238                 |
| UDA-PALATA         | 8973                        | 1254               | 2367  | 2673             | 265                | 571   | 430                 | 140                | 481   | 280              | 276                 |
| YATI NUWARA        | 9157                        | 982                | 1546  | 1898             | 206                | 432   | 259                 | 109                | 335   | 260              | 167                 |



TABLE 12B - NUMBER AND DISTRIBUTION OF AGRICULTURAL HOLDINGS REPORTING CATTLE, BUFFALOES, AND BOTH, AREA OF SUCH HOLDINGS AND NUMBER OF LIVESTOCK

| SIZE CLASS OF THE HOLDINGS ACRES | TOTAL NO. OF HOLDINGS | AREA IN ACRES.  |       |               |                 |       |                  |                      |       |               |                  |
|----------------------------------|-----------------------|-----------------|-------|---------------|-----------------|-------|------------------|----------------------|-------|---------------|------------------|
|                                  |                       | CATTLE ONLY     |       |               | BUFFALOES ONLY  |       |                  | CATTLE AND BUFFALOES |       |               |                  |
|                                  |                       | NO. OF HOLDINGS | AREA  | NO. OF CATTLE | NO. OF HOLDINGS | AREA  | NO. OF BUFFALOES | NO. OF HOLDINGS      | AREA  | NO. OF CATTLE | NO. OF BUFFALOES |
| T O T A L                        | 106701                | 15898           | 29620 | 32813         | 6646            | 14955 | 12802            | 4431                 | 13392 | 11230         | 11867            |
| LESS THAN 1/8                    | 2711                  | 418             | 21    | 891           | 41              | 2     | 76               | 21                   | 1     | 48            | 32               |
| 1/8 TO LESS THAN 1/4             | 6179                  | 559             | 87    | 1109          | 86              | 14    | 120              | 18                   | 3     | 34            | 36               |
| 1/4 TO LESS THAN 1/2             | 20127                 | 2075            | 584   | 3686          | 357             | 111   | 498              | 97                   | 28    | 188           | 144              |
| 1/2 TO LESS THAN 1               | 27127                 | 3797            | 2359  | 6994          | 1149            | 775   | 1689             | 407                  | 274   | 755           | 648              |
| 1 TO LESS THAN 2                 | 24879                 | 4173            | 5370  | 8103          | 2045            | 2766  | 3406             | 1077                 | 1462  | 2259          | 2128             |
| 2 TO LESS THAN 3                 | 11266                 | 2102            | 4751  | 4700          | 1222            | 2818  | 2403             | 896                  | 2059  | 2258          | 2256             |
| 3 TO LESS THAN 4                 | 6211                  | 1188            | 3881  | 2797          | 872             | 2879  | 2389             | 887                  | 2922  | 2287          | 2949             |
| 4 TO LESS THAN 5                 | 2780                  | 502             | 2140  | 1280          | 368             | 1561  | 1011             | 433                  | 1839  | 1286          | 1475             |
| 5 TO LESS THAN 7                 | 2595                  | 493             | 2785  | 1388          | 259             | 1471  | 614              | 295                  | 1669  | 1120          | 1052             |
| 7 TO LESS THAN 10                | 1473                  | 272             | 2183  | 766           | 165             | 1322  | 376              | 219                  | 1757  | 736           | 882              |
| 10 TO LESS THAN 20               | 1035                  | 242             | 3122  | 808           | 71              | 911   | 170              | 59                   | 732   | 185           | 190              |
| 20 AND ABOVE                     | 318                   | 77              | 2337  | 291           | 11              | 325   | 50               | 22                   | 646   | 74            | 75               |

TABLE 13A - NUMBER OF GOATS AND PIGS BY AGE GROUPS

| A.G.A. DIVISION    | TOTAL<br>NO. OF<br>HOLDINGS | NUMBER OF HOLDINGS KEEPING |      | NUMBER OF GOATS |                |                  | NUMBER OF PIGS |                |                  |
|--------------------|-----------------------------|----------------------------|------|-----------------|----------------|------------------|----------------|----------------|------------------|
|                    |                             | GOATS                      | PIGS | TOTAL           | LESS<br>1 YEAR | 1 YEAR<br>& OVER | TOTAL          | LESS<br>1 YEAR | 1 YEAR<br>& OVER |
| Kandy District     | 106700                      | 4106                       | 41   | 13770           | 5052           | 8718             | 319            | 192            | 127              |
| GANGA IHALA KORALE | 4273                        | 184                        | -    | 561             | 244            | 317              | -              | -              | -                |
| GANGA WATA KORALE  | 2449                        | 37                         | 3    | 94              | 31             | 63               | 45             | 28             | 17               |
| HARISPATTUWA       | 16663                       | 537                        | 5    | 1732            | 575            | 1157             | 79             | 59             | 20               |
| KUNDASALE          | 7668                        | 303                        | 2    | 987             | 428            | 559              | 16             | 9              | 7                |
| MEDA DUMBARA       | 7234                        | 676                        | 1    | 2114            | 774            | 1340             | 5              | -              | 5                |
| MINIPE             | 6383                        | 82                         | 1    | 368             | 132            | 236              | 4              | -              | 4                |
| PANWILA            | 1411                        | 51                         | -    | 437             | 182            | 255              | -              | -              | -                |
| PASBAGE KORALE     | 2498                        | 83                         | 1    | 288             | 108            | 180              | 5              | 3              | 2                |
| PATHA DUMBARA      | 7035                        | 162                        | -    | 473             | 150            | 323              | -              | -              | -                |
| PATHA HEWAHETA     | 10861                       | 607                        | 3    | 2027            | 800            | 1227             | 18             | 7              | 11               |
| TUMPANE            | 9293                        | 347                        | 15   | 1284            | 449            | 835              | 47             | 32             | 15               |
| UDA-DUMBARA        | 3574                        | 31                         | -    | 140             | 49             | 91               | -              | -              | -                |
| UDU-NUWARA         | 9228                        | 369                        | -    | 1200            | 345            | 855              | -              | -              | -                |
| UDA-PALATA         | 8973                        | 342                        | 4    | 1050            | 440            | 610              | 65             | 32             | 33               |
| YATI NUWARA        | 9157                        | 295                        | 6    | 1015            | 345            | 670              | 35             | 22             | 13               |

TABLE 13B - DISTRIBUTION OF GOATS, AND PIGS BY AGE GROUPS

| SIZE CLASS OF<br>THE HOLDINGS<br>ACRES | TOTAL<br>NO. OF<br>HOLDINGS | NUMBER OF HOLDINGS KEEPING |      | NUMBER OF GOATS |                |                  | NUMBER OF PIGS |                |                  |
|--|-----------------------------|----------------------------|------|-----------------|----------------|------------------|----------------|----------------|------------------|
|  |                             | GOATS                      | PIGS | TOTAL           | LESS<br>1 YEAR | 1 YEAR<br>& OVER | TOTAL          | LESS<br>1 YEAR | 1 YEAR<br>& OVER |
| T O T A L                              | 106701                      | 4106                       | 41   | 13770           | 5052           | 8718             | 319            | 192            | 127              |
| LESS THAN 1/8                          | 2711                        | 104                        | 2    | 450             | 165            | 285              | 15             | 15             | -                |
| 1/8 TO LESS THAN 1/4                   | 6179                        | 170                        | 3    | 503             | 206            | 297              | 9              | 7              | 2                |
| 1/4 TO LESS THAN 1/2                   | 20127                       | 598                        | 1    | 1870            | 680            | 1190             | 7              | 5              | 2                |
| 1/2 TO LESS THAN 1                     | 27127                       | 1123                       | 8    | 3544            | 1284           | 2260             | 38             | 20             | 18               |
| 1 TO LESS THAN 2                       | 24879                       | 995                        | 8    | 3285            | 1222           | 2063             | 55             | 37             | 18               |
| 2 TO LESS THAN 3                       | 11266                       | 469                        | -    | 1574            | 568            | 1006             | -              | -              | -                |
| 3 TO LESS THAN 4                       | 6211                        | 256                        | 2    | 902             | 312            | 590              | 9              | 1              | 8                |
| 4 TO LESS THAN 5                       | 2780                        | 121                        | -    | 475             | 201            | 274              | -              | -              | -                |
| 5 TO LESS THAN 7                       | 2595                        | 122                        | 6    | 495             | 174            | 321              | 20             | 12             | 8                |
| 7 TO LESS THAN 10                      | 1473                        | 71                         | 4    | 293             | 107            | 186              | 38             | 15             | 23               |
| 10 TO LESS THAN 20                     | 1035                        | 59                         | 4    | 284             | 92             | 192              | 45             | 30             | 15               |
| 20 AND OVER                            | 318                         | 18                         | 3    | 95              | 41             | 54               | 83             | 50             | 33               |

TABLE 14A - NUMBER OF POULTRY BY TYPE

| A.G.A. DIVISION    | TOTAL<br>NO. OF<br>HOLDINGS | NO. OF<br>HOLDINGS<br>KEEPING<br>PAULTRY | N U M B E R                      O F |        |            |       |
|--------------------|-----------------------------|--|--------------------------------------|--------|------------|-------|
|                    |                             |  | CHICKS UNDER<br>6 MONTHS             | HENS   | COCK BIRDS | DUCKS |
| Kandy District     | 106700                      | 14683                                    | 52474                                | 152824 | 25250      | 1261  |
| GANGA IHALA KORALE | 4273                        | 377                                      | 187                                  | 2038   | 386        | 6     |
| GANGA WATA KORALE  | 2449                        | 295                                      | 2839                                 | 6253   | 1769       | 26    |
| HARISPATTUWA       | 16663                       | 2615                                     | 8096                                 | 39685  | 5562       | 642   |
| KUNDASALE          | 7668                        | 918                                      | 5808                                 | 15971  | 1631       | 22    |
| MEDA DUMBARA       | 7234                        | 988                                      | 2866                                 | 4655   | 815        | 22    |
| MINIPE             | 6383                        | 641                                      | 1523                                 | 4944   | 1365       | 1     |
| PANWILA            | 1411                        | 67                                       | 1220                                 | 549    | 143        | -     |
| PASBAGE KORALE     | 2498                        | 244                                      | 2065                                 | 3665   | 527        | 10    |
| PATHA DUMBARA      | 7035                        | 1337                                     | 2456                                 | 7869   | 1671       | 405   |
| PATHA HEWAHETA     | 10861                       | 1670                                     | 3845                                 | 6984   | 1987       | 29    |
| TUMPANE            | 9293                        | 1538                                     | 2067                                 | 6529   | 1377       | 7     |
| UDA-DUMBARA        | 3574                        | 404                                      | 1012                                 | 1228   | 542        | -     |
| UDU-NUWARA         | 9228                        | 1295                                     | 7316                                 | 18093  | 4551       | 23    |
| UDA-PALATA         | 8973                        | 1096                                     | 4993                                 | 20466  | 1503       | 15    |
| YATI NUWARA        | 9157                        | 1198                                     | 6181                                 | 13895  | 1421       | 53    |

TABLE 14B - DISTRIBUTION OF POULTRY BY TYPE

| SIZE CLASS OF<br>THE HOLDINGS.<br>ACRES. | TOTAL<br>NO. OF<br>HOLDINGS | NO. OF<br>HOLDINGS<br>KEEPING<br>PAULTRY | N U M B E R              |        |            |       |
|--|-----------------------------|--|--------------------------|--------|------------|-------|
|  |                             |  | CHICKS UNDER<br>6 MONTHS | HENS   | COCK BIRDS | DUCKS |
| T O T A L . . . . .                      | 106701                      | 14683                                    | 52475                    | 152825 | 25250      | 1261  |
| LESS THAN 1/8 . . . .                    | 2711                        | 378                                      | 1380                     | 3450   | 521        | 33    |
| 1/8 TO LESS THAN 1/4                     | 6179                        | 938                                      | 2786                     | 7193   | 1518       | 202   |
| 1/4 TO LESS THAN 1/2                     | 20127                       | 2604                                     | 11433                    | 19027  | 5101       | 149   |
| 1/2 TO LESS THAN 1                       | 27127                       | 3732                                     | 10097                    | 31352  | 6073       | 82    |
| 1 TO LESS THAN 2                         | 24879                       | 3337                                     | 9787                     | 35235  | 4996       | 39    |
| 2 TO LESS THAN 3                         | 11266                       | 1483                                     | 3108                     | 17082  | 2570       | 182   |
| 3 TO LESS THAN 4                         | 6211                        | 884                                      | 3449                     | 6933   | 1311       | 6     |
| 4 TO LESS THAN 5                         | 2780                        | 416                                      | 868                      | 2978   | 851        | 511   |
| 5 TO LESS THAN 7                         | 2595                        | 430                                      | 1208                     | 9461   | 1266       | 13    |
| 7 TO LESS THAN 10                        | 1473                        | 249                                      | 2825                     | 3797   | 374        | 19    |
| 10 TO LESS THAN 20                       | 1035                        | 176                                      | 3026                     | 11209  | 562        | 25    |
| 20 AND OVER . . . . .                    | 318                         | 56                                       | 2508                     | 5108   | 107        | -     |

## ANNEXURE I

## Some Information on Estate Sector - Kandy District

Table : 1 Number of Operators and Area operated by Operational Status

| Operational Status     | Number | Area in Acres |
|------------------------|--------|---------------|
| 1. On own account      | 154    | 8,299         |
| 2. For an institution  | 167    | 93,535        |
| 3. For private persons | 57     | 5,273         |
| 4. In partnership      | 55     | 4,590         |
| All Categories         | 433    | 111,697       |

Table : 2 Number and Area of Estates by Size Classes

| Size Class In acres | No. of Estates | Area in Acres |
|---------------------|----------------|---------------|
| 1. 20 - 29          | 72             | 1,713         |
| 2. 30 - 49          | 78             | 2,942         |
| 3. 50 - 99          | 107            | 6,950         |
| 4. 100 & over       | 176            | 100,092       |
| Total               | 433            | 111,697       |

Table : 3 Livestock Population

| Type         | Number |
|--------------|--------|
| 1. Cattle    | 6,849  |
| 2. Buffaloes | 50     |
| 3. Goats     | 3,714  |
| 4. Pigs      | 673    |
| 5. Poultry   | 92,025 |

Detailed information is available in the Report on Estate Sector - Census of Agricultural 1982.